


Aluminium and FRP Ladders



Company Profile

Building the Future with Safety, Strength & Innovation

Affix Scaffolding is a trusted name in the world of scaffolding and formwork solutions. With years of experience and a deep commitment to safety and quality, we specialize in designing, manufacturing, and supplying a wide range of scaffolding systems, formwork products, and access solutions for the construction and industrial sectors.

At Affix, we believe in creating solutions that are not only safe and efficient but also cost-effective. Our products are engineered to meet international safety standards and are rigorously tested to perform in the most demanding environments. Whether you're working on a residential building, high-rise tower, industrial plant, or infrastructure project — Affix Scaffolding is your reliable partner at every stage.

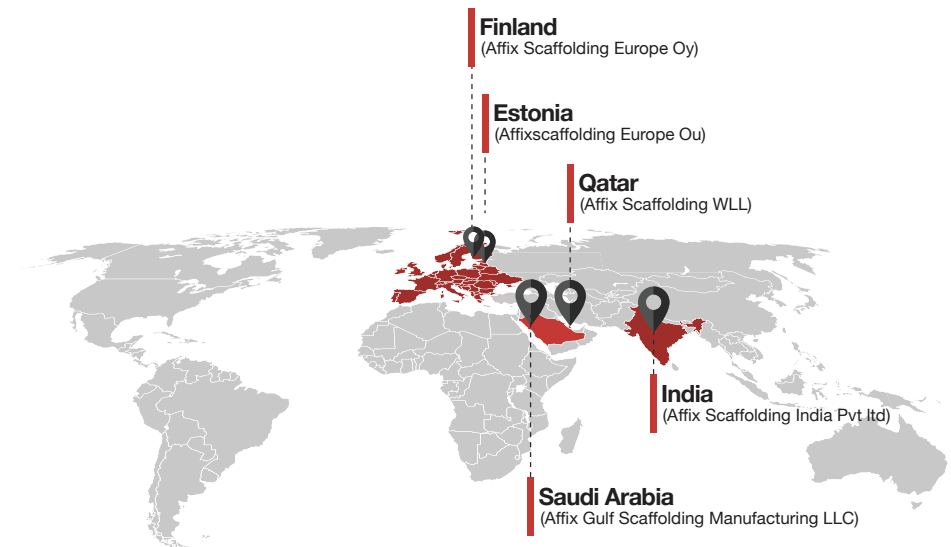


Our Global Presence

We are proud to have established a strong footprint across the globe. What started as a local venture has grown into a global brand serving clients across the Middle East, Europe & Asia. Our offices, distribution centers, and network of trusted partners allow us to deliver products and services quickly and efficiently — no matter where your project is located.

Our manufacturing operations are anchored by state-of-the-art factories located in India and Qatar, ensuring consistent quality and timely production. To streamline our global supply chain and meet the demands of diverse markets, we maintain strategically located warehouses in Saudi Arabia and Europe, allowing us to provide faster service and seamless logistics support.

With a strong global footprint and a reputation for excellence, Affix Scaffolding continues to expand its reach while upholding the highest standards in product quality and customer satisfaction.



Ladders

Manufacturing Member of



EN131 by TUV India



Statement of Confirmation

No.: CE/21-22/038

Client's Reference – EN-AS-LD-2122-000

Name & Address of the Manufacturer:
AFFIX SCAFFOLDING
Hugo Building, Office No.13,
Opp Old Fathima Shopping Centre
Umm Dom Street, Muaither, Doha, Qatar.

Product Type:

Aluminium Ladders

- A. Straight Ladder
- B. A-Type Ladder (Heavy Duty and Medium Duty)
- C. Warehouse Folding Ladders
- D. Double Extension Ladders
- E. Multifunction Ladders

Review Results/Observations:
Based on the tests carried out, review of the test reports –
the above product/s, generally comply with the Safety requirements of the European Standard:

EN-131-1:2015+A1:2019 : Ladders, Terms, Types, Functional sizes

EN-131-2:2010+A2:2017 : Requirements, Testing, Marking

EN-131:3:2018 : Ladders Marking and User Instruction

Validity : 08th June 2024 (Subject to annual factory production control audits)



Mahesh Gaur
GM-Product Certification & Product Testing Laboratory

(This Statement of Confirmation is valid under the conditions stated overleaf)

Registered & Head Office: 801, Raheja Plaza I, LBS Marg, Ghatkopar (W), Mumbai 400 086 | Email: infoindia@tuv-nord.com Tel: +91-22-66477000
Website: www.tuv-nord.com/in Toll Free Number: 1800-209-0902

Job no: 8119218584

Ladder Association Manufacturing Member



certificate

This is to certify that
Affix Scaffolding WLL

is a member of the Ladder Association

for the year **2021**

and is helping to progress
safety and best practice step by step

Membership Category(s)
Manufacturer; Supplier



Ladder Association Chairman

Ladder Association Ltd
PO Box 26970, Glasgow G3 9DS, UK
+44 (0)345 260 1048 | info@ladderassociation.org.uk | ladderassociation.org.uk

Certificate of Membership Form 4 (2021)

About :

Affix, the market leader in work-at-height solution, offers a full gamut of climbing solution that has been engineered to provide maximum safety, comfort and stability at every step. Our products are versatile and have been designed such that they can be used anywhere from home to the most rugged construction sites. Our range of ladders are EN131 certified by TUV. However, we don't stop here. We still continuously strive to improve manufacturing techniques and processes through ongoing rigorous testing to give it's customers optimum quality and safety.

Our products have been developed based on huge industry research spanning over almost 2 decades of time, product testing and customer feedback to ensure the highest quality solution.

Product Standards :

EN 131, the product standard covering all types of portable steps and ladders (step, extension and combination etc) has been substantially revised.

The revised EN131 has improved ladder safety by making ladders wider, stronger and sturdier.

British Standards BS 2037 and BS 1129 (often referred to as Class 1 and Class 3 ladders) are no longer available. All our ladders are now being designed and manufactured to the current EN 131 standard only.

For further information on all current ladder standards, visit www.ladderassociation.org.uk/standards



General Ladder Instructions :

This section presents the basics that the user must need to know regarding ladders, from performing maintenance to erecting and using them correctly.

These ladder instructions are in accordance with EN 131-3.

Our products have been developed based on huge industry research spanning over almost 2 decades of time, product testing and customer feedback to ensure the highest quality solution.

The most common causes of accidents

If the causes for accidents are known, there are better chance of avoiding them.

Leaning ladders: The most common type of accident is that the ladder slips against the surface. Either the bottom slides outwards or the top slides sideways. These types of accidents make up about 75% of all accidents.

Standing ladders: The most common accident is that the ladder stands unsteady on uneven ground or that the ground is so weak that it gives way.

Here is a list of the most common causes for accidents and risk to take into account when working on ladders.

1. Loss of stability

- Incorrect positioning of the ladder (such as incorrect angle for leaning ladder or not fully opening a standing ladder).
- Slide outwards at the bottom (such as bottom of the ladders sliding away from the wall).
- Side slip, falling sideways and top flip (such as overreaching or fragile top contact surface).
- Condition of the ladder (such as missing anti-slip feet).
- Stepping off an unsecured ladder at height.
- Unstable soft ground, sloping ground, slippery surfaces or contaminated solid surfaces.
- Adverse weather conditions (such as windy conditions).
- Collision with the ladder (such as vehicle, person or door).
- Incorrect choice of ladder (such as too short or too long or unsuitable for the task).

2. From handling

- Carrying the ladder to the work site.
- Erecting and dismantling the ladder.
- Carrying items up the ladder.

3. Slip trip and fall of user

- Inappropriate footwear.
- Contaminated rungs or steps.
- Carrying items up the ladder.
- Unsafe user practices (such as climbing 2 rungs at time, sliding down stiles or climbing down with face outwards).

4. Structural failure of ladder

- Condition of the ladder (such as damaged stiles, rungs, spreaders etc).
- Overloading the ladder.
- Carrying items up the ladder.
- Unsafe user practices (such as climbing 2 rungs at time, sliding down stiles or climbing down with face outwards).

5. Electrical hazards

- Working near live electricity.
- Positioning ladders too close to live electrical equipment (such as overhead power lines).
- Ladders damaging electrical equipment (such as covers or protective insulation).
- Incorrect selection of type of ladder for electrical work.

User Instructions:

1. Before Use

- Ensure that you are fit enough to use a ladder. Certain medical conditions or medication, alcohol or drug abuse could make ladder use unsafe.
- When transporting ladders on roof bars or in a truck, ensure they are suitably placed to prevent damage.
- Inspect the ladder after delivery and before first use to confirm condition and operation of all parts.
- Visually check the ladder is not damaged and is safe to use at the start of each working day when the ladder is to be used.
- For professional users regular periodic inspection is required.
- Ensure the ladder is suitable for the task.
- Ensure the ladder is suitable for the task.
- Do not use a damaged ladder.
- Remove any contamination from the ladder, such as wet paint, mud, oil or snow.x
- Before using a ladder at work a risk assessment should be carried out respecting the legislation in the country of use.
- Follow the instructions.

2. Positioning and Erecting The Ladder

- Ladder shall be erected at the correct position, such as the correct angle for a leaning ladder (angle of inclination approximately 1:4 or 75 degrees) with the rungs or treads level and complete opening of a standing ladder.
- Locking devices, if fitted, shall be fully secured before use.
- Ladder shall be on an even, level and unmovable base.
- Leaning ladder should lean against a flat non-fragile surface and should be secured before use, e.g. tied or use of a suitable stability device.
- Ladder shall never be repositioned from above (while standing on the ladder).
- When positioning the ladder take into account risk of collision with the ladder e.g. from pedestrians, vehicles or doors. Secure doors (not fire exits) and windows where possible in the work area.
- Identify any electrical risks in the work area, such as overhead lines or other exposed electrical equipment.
- Ladder shall be stood on its feet, not the rungs or steps.
- Ladder shall not be positioned on slippery surfaces (such as ice, shiny surfaces or significantly contaminated solid surfaces) unless additional effective measures are taken to prevent the ladder slipping or ensuring contaminated surfaces are sufficiently clean.

3. Using the Ladder

- Do not exceed the maximum total load for the type of ladder.
- Do not overreach; user should keep their belt buckle (navel) inside the stiles and both feet on the same step/rung throughout the task.
- Do not step off a leaning ladder at a higher level without additional security, such as tying off or use of a suitable stability device.
- Do not use standing ladders for access to another level.
- Do not stand on the top three steps/rungs of a leaning ladder.
- Do not stand on the top two steps/rungs of a standing ladder without a platform and hand/knee rail.
- Do not stand on the top four steps/rungs of a standing ladder with an extending ladder at the top.
- Ladders should only be used for light work of short duration.
- Use non-conductive ladders for unavoidable live electrical work.
- Do not use the ladder outside in adverse weather conditions, such as strong wind.
- Take precautions against children playing on the ladder.
- Secure doors (not fire exits) and windows where possible in the work area.
- Face the ladder when ascending and descending.
- Do not use the ladder as a bridge.
- Wear suitable footwear when climbing a ladder.
- Avoid excessive side loadings e.g. drilling brick and concrete.
- Do not spend long periods on a ladder without regular breaks (tiredness is a risk).
- Leaning ladders used for access to a higher level should be extended at least 1m above the landing point.
- Equipment carried while using a ladder should be light and easy to handle.
- Avoid work that imposes a sideways load on standing ladders, such as side-on drilling through solid.
- Materials (e.g. brick or concrete).
- Maintain a handhold whilst working from a ladder or take additional safety precautions if you cannot.

Inspections, Storage & Maintenance

- Always inspect the ladder before use.
- Damaged part shall be replaced, e.g. end protection.
- Damaged ladders that cannot be repaired shall be destroyed.

1. Check That

- The ladder stiles are not damaged
- Steps or rungs are not damaged.
- Steps or rungs are not contaminated with wet paint, mud, oil or snow.
- The connection between steps and stiles, or the connection between rungs and stiles are not damaged.
- End protections are not worn down or contaminated.
- Locking mechanisms are not damaged.
- Opening/closing restraint devices are not damaged.
- Hinges are not damaged.
- Accessories are correctly assembled and not damaged.

2. Storage

- Store the ladders in a dry airy area horizontally, supported in two or three places (depending on ladder size) or hung on their sides on two or three hooks.
- The stiles, steps, rungs, locking mechanisms should not be exposed to strikes or to fall over. Deformations can weaken the construction and can turn into a risk.

3. Maintenance


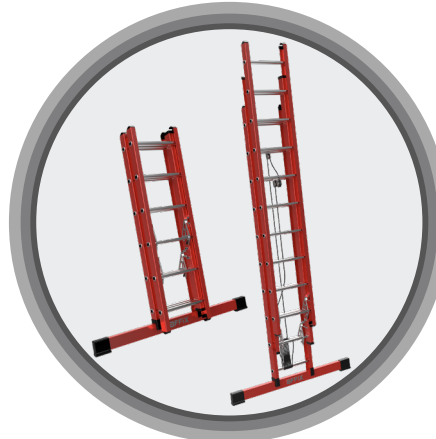
- Parts screwed to the construction, or alike, may be replaced if conducted in accordance with valid assembling instruction.
- Parts that are permanently fitted to the constructions should not be replaced by an unauthorized person.
- Repair of parts permanently fitted to the construction should be conducted by the manufacturer or a competent person.


Choosing the Correct Ladder:

1. Select a Certified Ladder :



2. Select the Right Type of Ladder





3. Select the Right Class and the Load Capacity:



125 Kg
Load Capacity



150 Kg
Load Capacity



170 Kg
Load Capacity

4. Select the Right Material

Fiberglass



Non conductive for working near electricity



Won't dent, shatter, rust or corrode



Designed and tested for extreme tempratures



High visibility color

Aluminium



Not for use near electricity



Won't dent, shatter, rust or corrode



Designed and tested for extreme tempratures

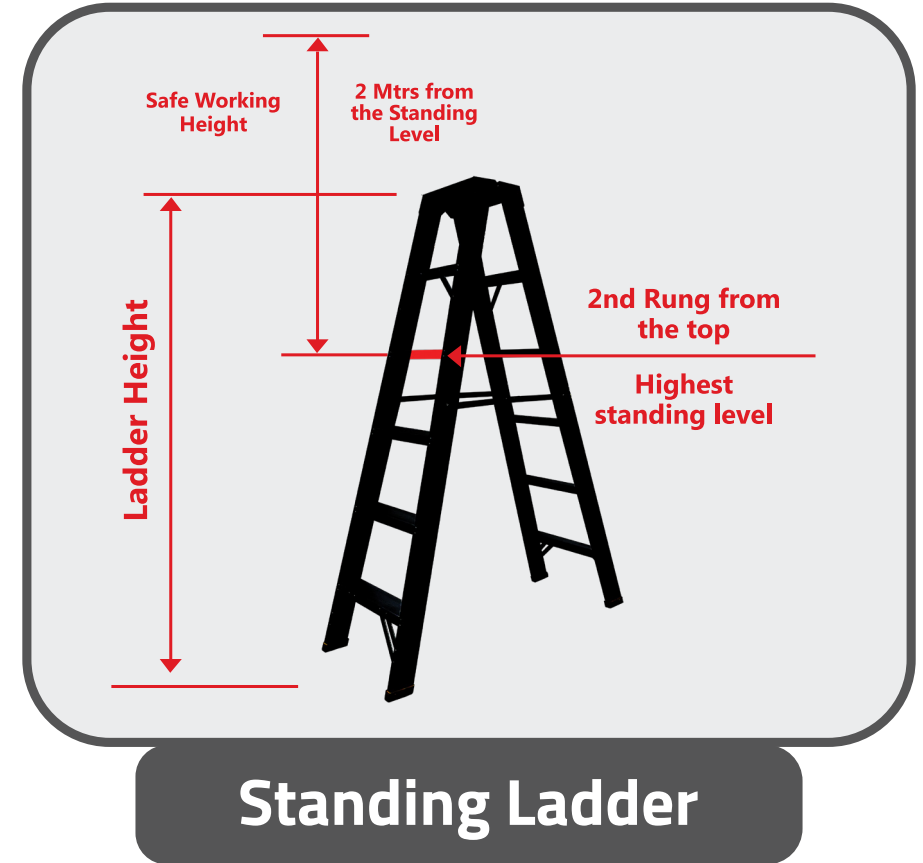
Fiberglass:

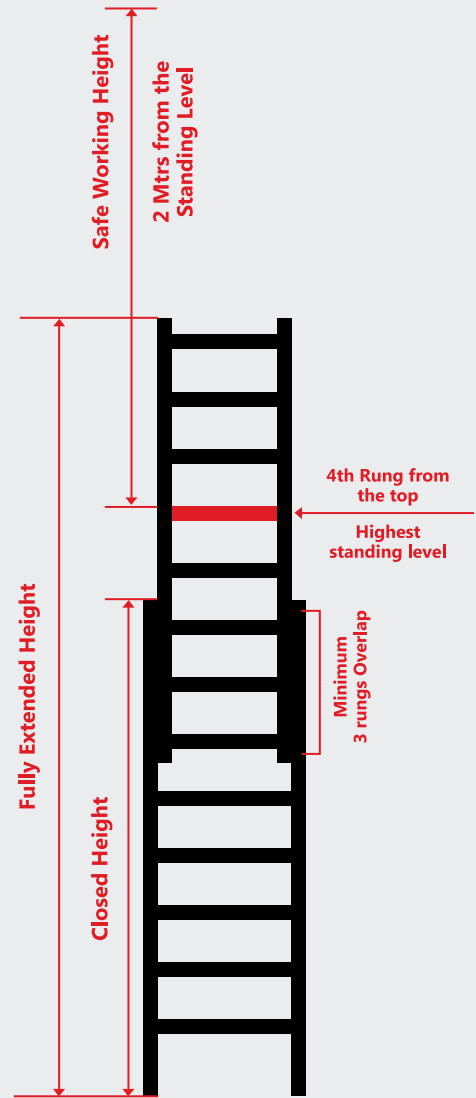
- Pultruded profiles of continuous glass fibers and matts encapsulated in plastic resin.
- Used with aluminium steps/ rungs to meet specific load/ strength requirements
- Designed and tested for high temperature range
- Moisture and corrosion resistant
- High visibility coloured profiles
- Non-conductive to heat and electricity

Aluminium:

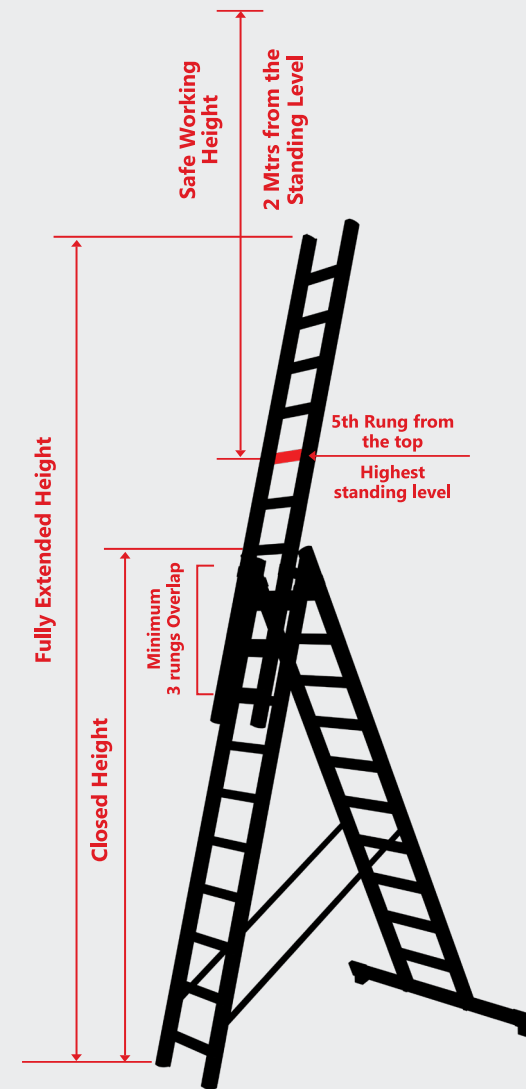
- Extruded profiles to meet specific load requirements
- Designed and tested for high temperature range
- Moisture and corrosion resistant
- Light weight
- Heat and electricity conductive

5. Select the correct length/height:



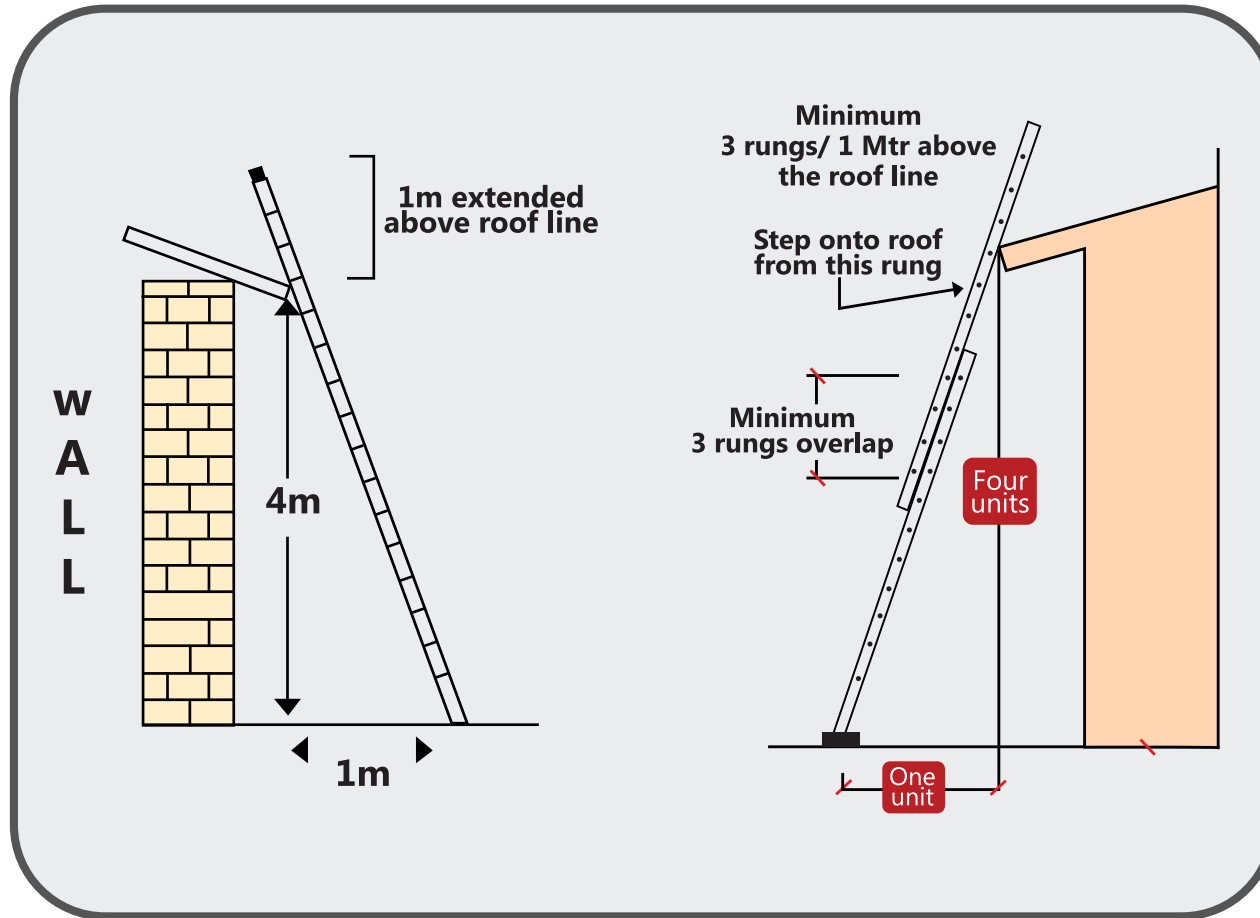


Extension Ladder



Combination Ladder

Using a Leaning Ladder



6 Steps for Ladder Safety :

1. Know what type of ladder to use

- Aluminium or Fiberglass or Steel or Wood
- Length according to your working height
- Leaning or self-standing

2. Inspection prior to use

- Check for non-slip steps or rungs, no grease, oil etc.
- Make sure the rubber pads at the feet are not worn out
- Braces, rails and other hardware
- Rope, pulley and the locking mechanism

3. Using Proper set-up procedure

- For leaning ladders, use the 4:1 rule (65° to 75° angle)
- The ladder feet must be on a firm ground
- Extension Ladder: When extending, the lower stile ends of the upper sections must not pass the second rung from top of the section underneath

4. Climbing safely

- Always ascend or descend from the facing towards the ladder
- Always hold the stiles (side rails) while ascending or descending
- Step Ladder: Never climb beyond the second step from the top
- Leaning Ladder: Never climb beyond the fourth rung from the top
- Never carry tools in hand while climbing

5. Practice safe working habits

- One person at a time on the ladder
- Never shift/slide the ladder when someone is on it
- Working height must be within the arms reach, never try to overreach

6. Carry the ladder with safety

- Carry safely so that the ladder does not hit anybody
- If required, use another person for help but never drag the ladder
- For low height ladders lift it vertically slightly above the ground and move
- For ladder height more than yours, should be lifted and carried horizontally with the top facing forward



Specifications and Technical Data

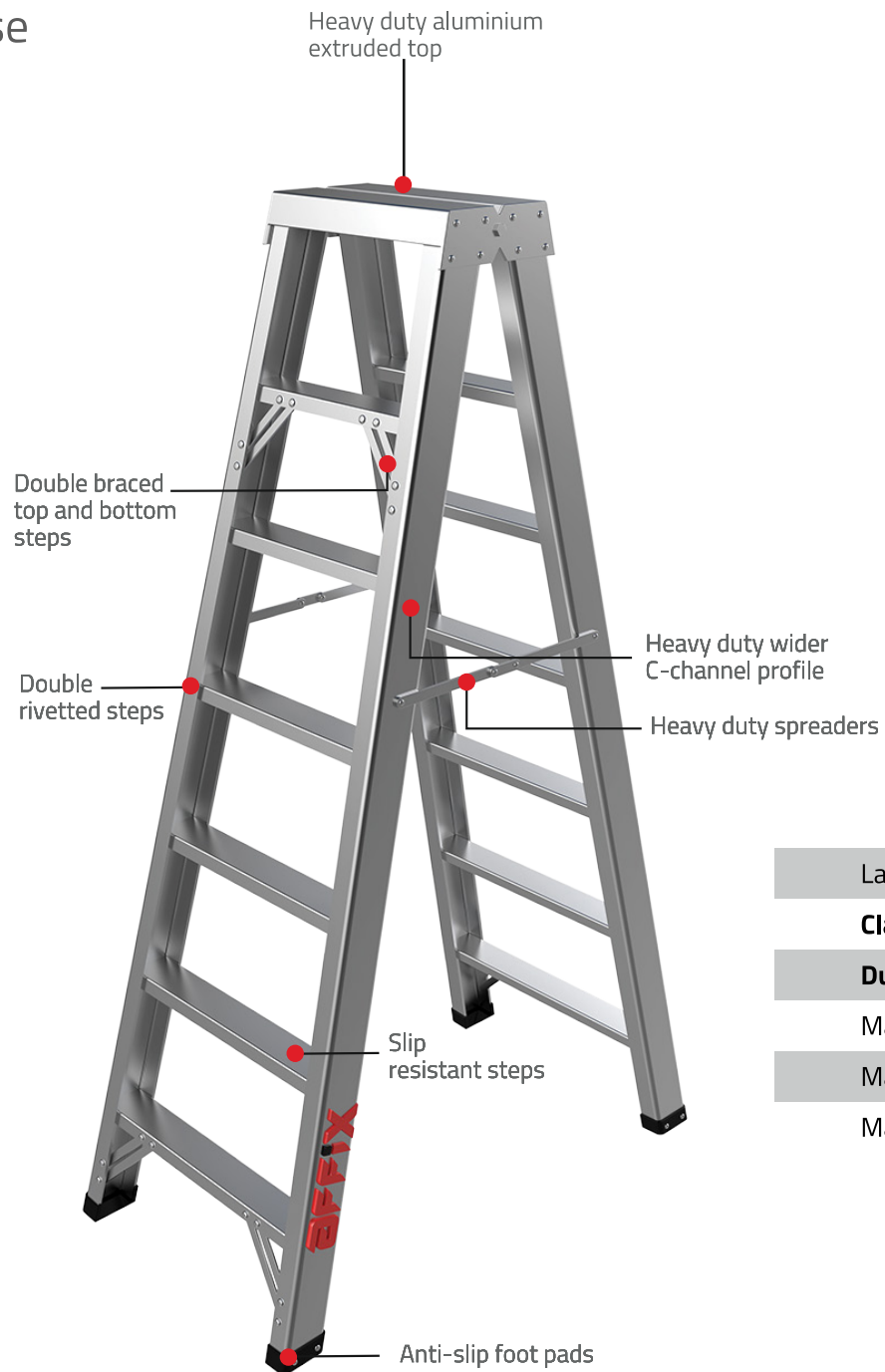


Twin Stepladder | Professional | Rigorous Use

Model No. SA0121H

All measurements in Mtr and weight in Kgs (Approx)

Code	Steps	Weight	Length	Top Width	Base Width	Working Height
SA0121H04	4	5.60	1.14	0.33	0.48	2.32
SA0121H05	5	6.60	1.44	0.33	0.51	2.61
SA0121H06	6	8.00	1.74	0.33	0.54	2.90
SA0121H07	7	9.20	2.04	0.33	0.57	3.19
SA0121H08	8	11.00	2.34	0.33	0.60	3.48
SA0121H09	9	12.00	2.64	0.33	0.62	3.77
SA0121H10	10	15.60	2.94	0.33	0.65	4.06
SA0121H12	12	18.40	3.54	0.33	0.71	4.64
SA0121H14	14	22.40	4.14	0.33	0.77	5.22
SA0121H16	16	27.40	4.74	0.33	0.83	5.80
SA0121H17	17	29.40	5.04	0.33	0.86	6.09



Ladder standard	EN131
Class	Professional
Duty	Heavy
Material	Aluminium
Max Load Capacity	170 Kgs
Max Working Height	6.09 Mtr



Not to be used near electricity

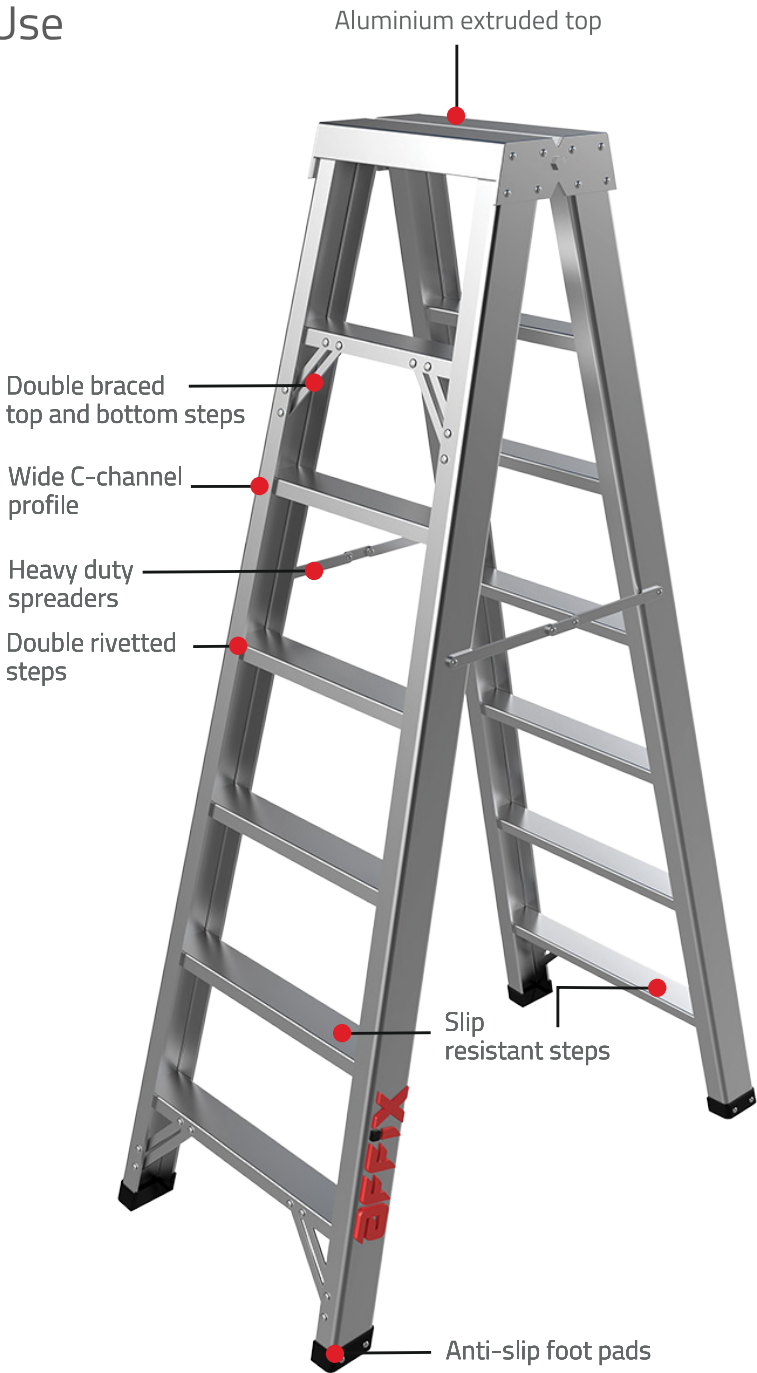


Twin Stepladder | Professional | Semi-Rigorous Use

Model No. SA0121M

All measurements in Mtr and weight in Kgs (Approx)

Code	Steps	Weight	Length	Top Width	Base Width	Working Height
SA0121M04	4	3.60	1.14	0.30	0.46	2.32
SA0121M05	5	4.40	1.44	0.30	0.49	2.61
SA0121M06	6	5.70	1.74	0.30	0.52	2.90
SA0121M07	7	6.50	2.04	0.30	0.55	3.19
SA0121M08	8	7.30	2.34	0.30	0.58	3.48
SA0121M09	9	8.10	2.64	0.30	0.61	3.77
SA0121M10	10	9.40	2.94	0.30	0.63	4.06
SA0121M12	12	11.50	3.54	0.30	0.69	4.64
SA0121M14	14	13.80	4.14	0.30	0.75	5.22



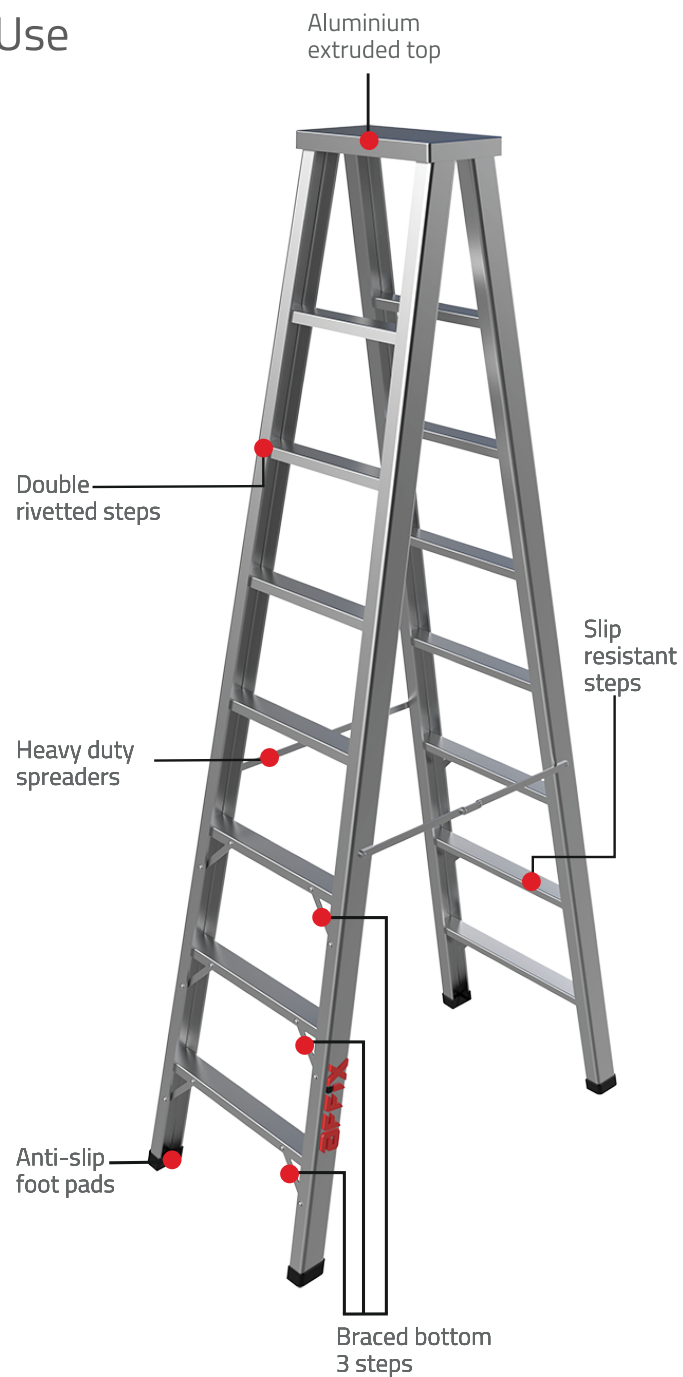
Ladder standard	EN131
Class	Professional
Duty	Medium
Material	Aluminium
Max Load Capacity	150 Kgs
Max Working Height	5.22 Mtr

Twin Stepladder | Non-Professional | Modest Use

Model No. SA0121L

All measurements in Mtr and weight in Kgs (Approx)

Code	Steps	Weight	Length	Top Width	Base Width	Working Height
SA0121L04	4	2.60	1.14	0.30	0.46	2.32
SA0121L05	5	3.40	1.44	0.30	0.49	2.61
SA0121L06	6	4.20	1.74	0.30	0.52	2.90
SA0121L07	7	5.00	2.04	0.30	0.55	3.19
SA0121L08	8	5.80	2.34	0.30	0.58	3.48
SA0121L09	9	6.60	2.64	0.30	0.61	3.77
SA0121L10	10	7.40	2.94	0.30	0.63	4.06
SA0121L12	12	9.00	3.54	0.30	0.69	4.64
SA0121L14	14	11.20	4.14	0.30	0.75	5.22



Ladder standard	EN131
Class	Non-Professional
Duty	Light
Material	Aluminium
Max Load Capacity	125 Kgs
Max Working Height	5.22 Mtr



Stepladder with Tray | Professional | Rigorous Use

Model No. SA0221H

All measurements in Mtr and weight in Kgs (Approx)

Code	Steps	Weight	Length	Top Width	Base Width	Working Height
SA0221H04	4	6.18	1.14	0.33	0.48	2.32
SA0221H05	5	7.09	1.44	0.33	0.51	2.61
SA0221H06	6	8.03	1.74	0.33	0.54	2.90
SA0221H07	7	8.99	2.04	0.33	0.57	3.19
SA0221H08	8	9.98	2.34	0.33	0.60	3.48
SA0221H09	9	10.99	2.64	0.33	0.62	3.77
SA0221H10	10	12.02	2.94	0.33	0.65	4.06
SA0221H12	12	14.16	3.54	0.33	0.71	4.64
SA0221H14	14	16.39	4.14	0.33	0.77	5.22
SA0221H16	16	18.72	4.74	0.33	0.83	5.80
SA0221H17	17	19.92	5.04	0.33	0.86	6.09



Ladder standard	EN131
Class	Professional
Duty	Heavy
Material	Aluminium
Max Load Capacity	170 Kgs
Max Working Height	6.09 Mtr



Stepladder with Tray | Professional | Semi-Rigorous Use

Model No. SA0221M

All measurements in Mtr and weight in Kgs (Approx)

Code	Steps	Weight	Length	Top Width	Base Width	Working Height
SA0221M04	4	5.79	1.14	0.30	0.46	2.32
SA0221M05	5	6.59	1.44	0.30	0.49	2.61
SA0221M06	6	7.42	1.74	0.30	0.52	2.90
SA0221M07	7	8.27	2.04	0.30	0.55	3.19
SA0221M08	8	9.14	2.34	0.30	0.58	3.48
SA0221M09	9	10.03	2.64	0.30	0.61	3.77
SA0221M10	10	10.94	2.94	0.30	0.63	4.06
SA0221M12	12	12.83	3.54	0.30	0.69	4.64
SA0221M14	14	14.80	4.14	0.30	0.75	5.22



Ladder standard	EN131
Class	Professional
Duty	Medium
Material	Aluminium
Max Load Capacity	150 Kgs
Max Working Height	5.22 Mtr

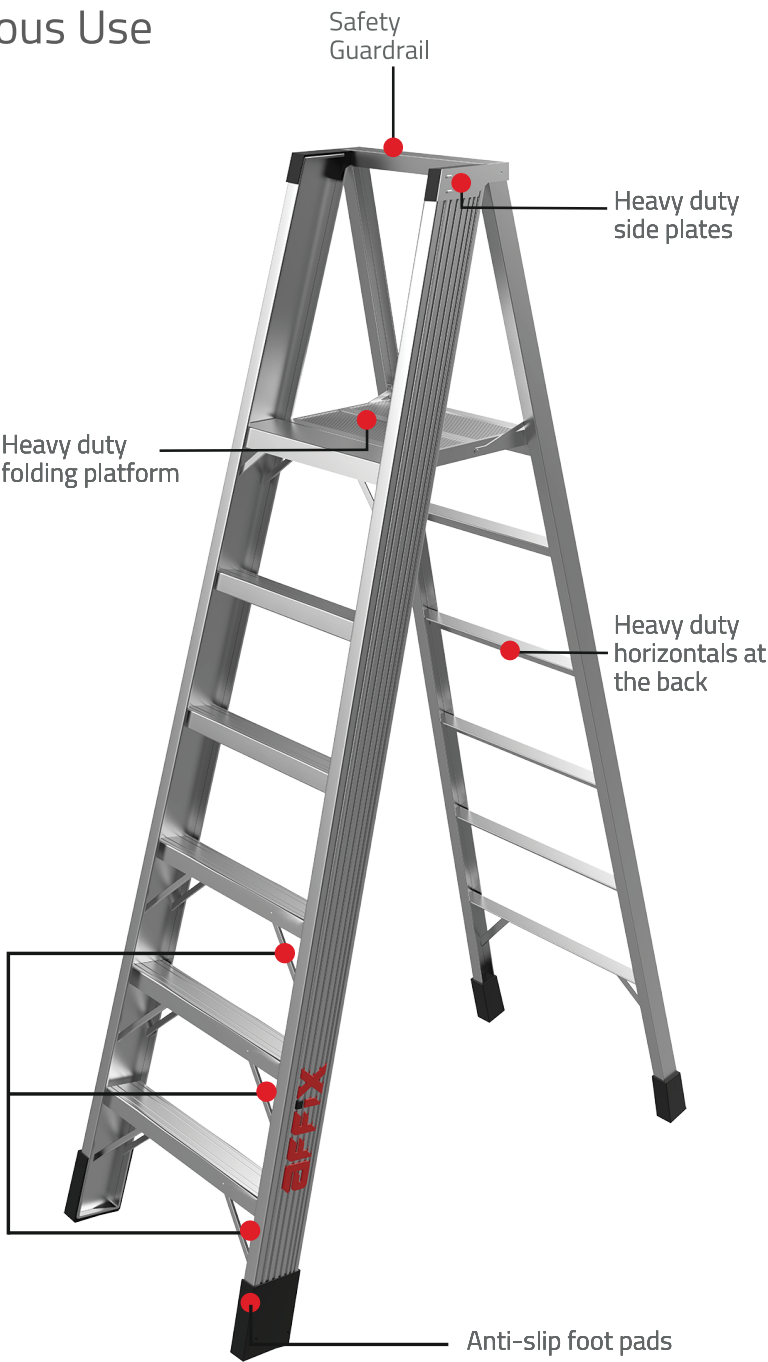


Stepladder with Platform | Professional | Rigorous Use

Model No. SA0222H

All measurements in Mtr and weight in Kgs (Approx)

Code	Steps	Weight	Standing Height	Platform Height	Top Width	Base Width	Working Height
SA0222H04	4	7.29	1.70	1.10	0.325	0.54	3.10
SA0222H05	5	8.23	1.99	1.39	0.325	0.57	3.39
SA0222H06	6	9.19	2.28	1.68	0.325	0.60	3.68
SA0222H07	7	10.18	2.57	1.97	0.325	0.63	3.97
SA0222H08	8	11.19	2.86	2.26	0.325	0.66	4.26
SA0222H09	9	12.22	3.15	2.55	0.325	0.68	4.55
SA0222H10	10	13.28	3.44	2.84	0.325	0.71	4.84
SA0222H12	12	15.47	4.02	3.42	0.325	0.77	5.42
SA0222H14	14	17.75	4.60	4.00	0.325	0.83	6.00
SA0222H16	16	20.13	5.18	4.58	0.325	0.89	6.58
SA0222H17	17	21.36	5.47	4.87	0.325	0.92	6.87



Ladder standard	EN131
Class	Professional
Duty	Heavy
Material	Aluminium
Max Load Capacity	170 Kgs
Max Working Height	6.87 Mtr

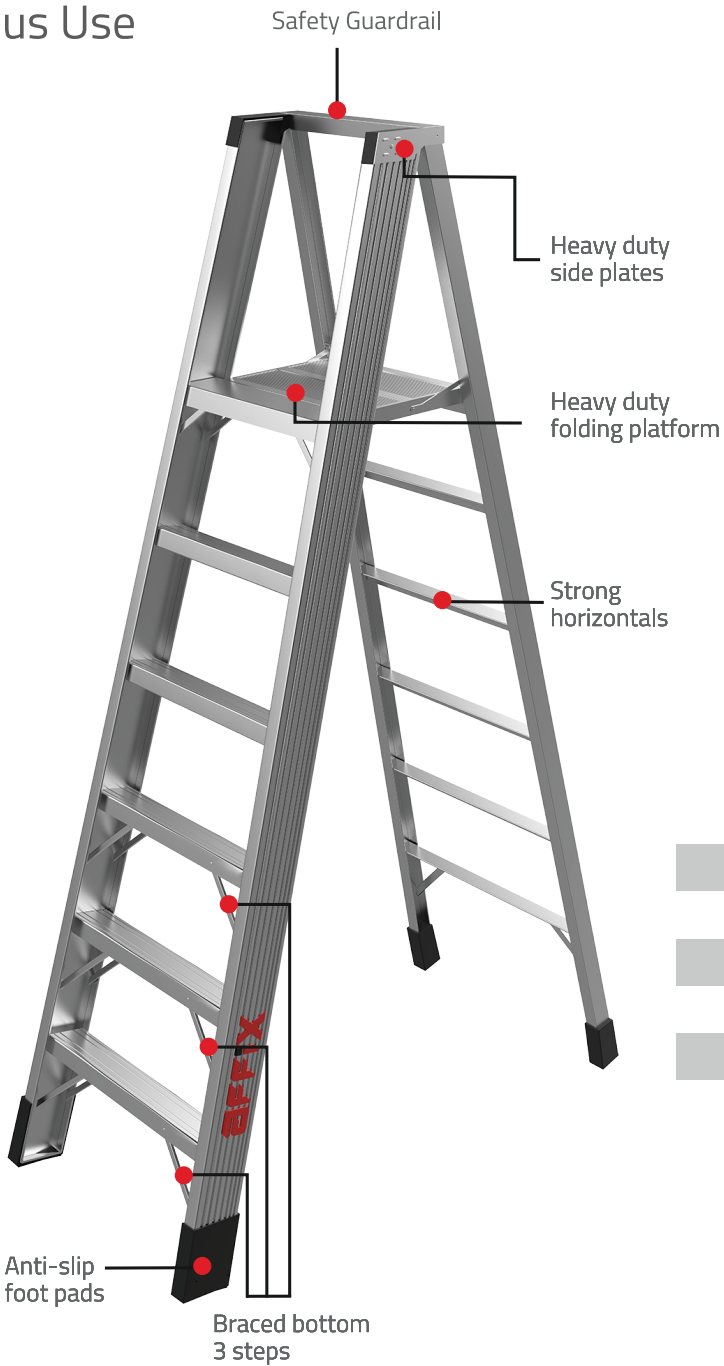


Stepladder with Platform | Professional | Semi-Rigorous Use

Model No. SA0222M

All measurements in Mtr and weight in Kgs (Approx)

Code	Steps	Weight	Standing Height	Platform Height	Top Width	Base Width	Working Height
SA0222M04	4	5.85	1.70	1.10	0.30	0.52	3.10
SA0222M05	5	6.68	1.99	1.39	0.30	0.55	3.39
SA0222M06	6	7.53	2.28	1.68	0.30	0.58	3.68
SA0222M07	7	8.40	2.57	1.97	0.30	0.61	3.97
SA0222M08	8	9.29	2.86	2.26	0.30	0.64	4.26
SA0222M09	9	10.20	3.15	2.55	0.30	0.67	4.55
SA0222M10	10	11.14	3.44	2.84	0.30	0.69	4.84
SA0222M12	12	13.07	4.02	3.42	0.30	0.75	5.42
SA0222M14	14	15.09	4.60	4.00	0.30	0.81	6.00



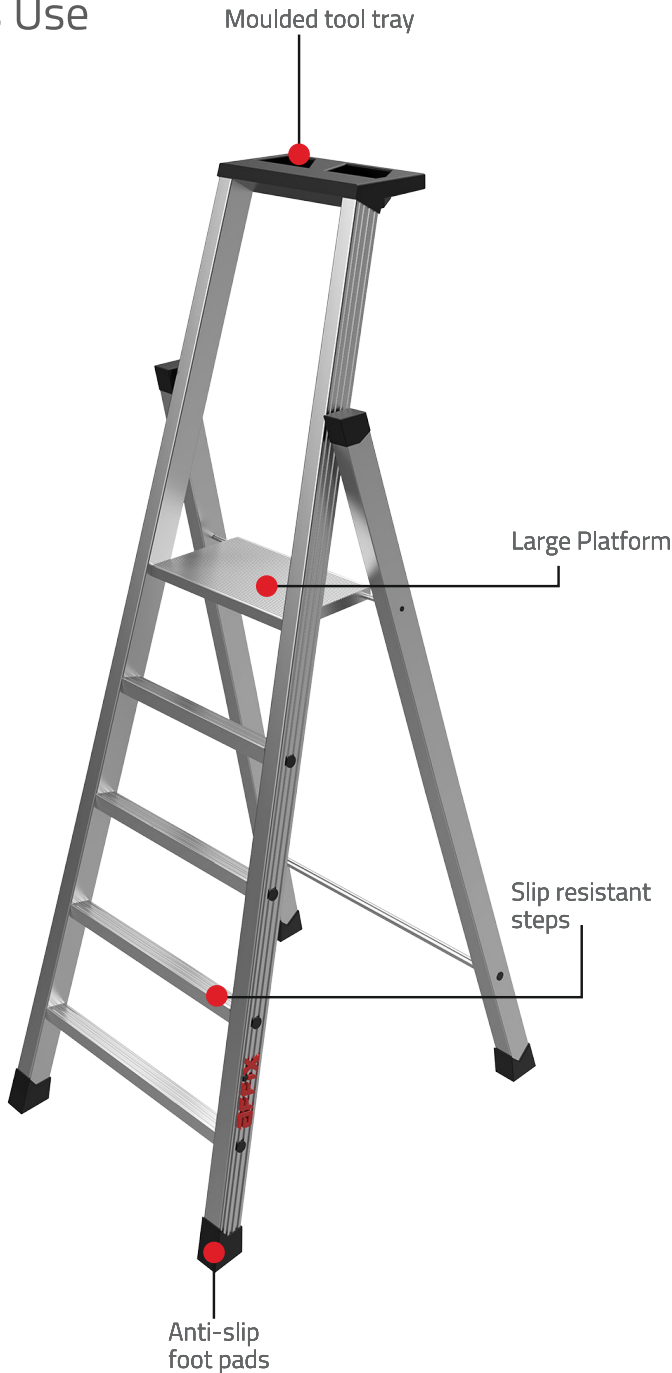

Ladder standard	EN131
Class	Professional
Duty	Medium
Material	Aluminium
Max Load Capacity	150 Kgs
Max Working Height	6.00 Mtr



Stepladder Compact | Professional | Semi-Rigorous Use
(with Platform) Model No. SA0223M

All measurements in Mtr and weight in Kgs (Approx)

Code	Steps	Weight	Height	Width	Platform Height	Working Height
SA0223M03	3	4.30	1.70	0.45	0.80	2.80
SA0223M04	4	4.90	2.00	0.48	1.06	3.06
SA0223M05	5	6.20	2.30	0.52	1.32	3.32
SA0223M06	6	7.00	2.60	0.56	1.58	3.58
SA0223M07	7	7.80	2.90	0.60	1.84	3.84



Ladder standard	EN131
Class	Professional
Duty	Medium
Material	Aluminium
Max Load Capacity	150 Kgs
Max Working Height	3.84 Mtr

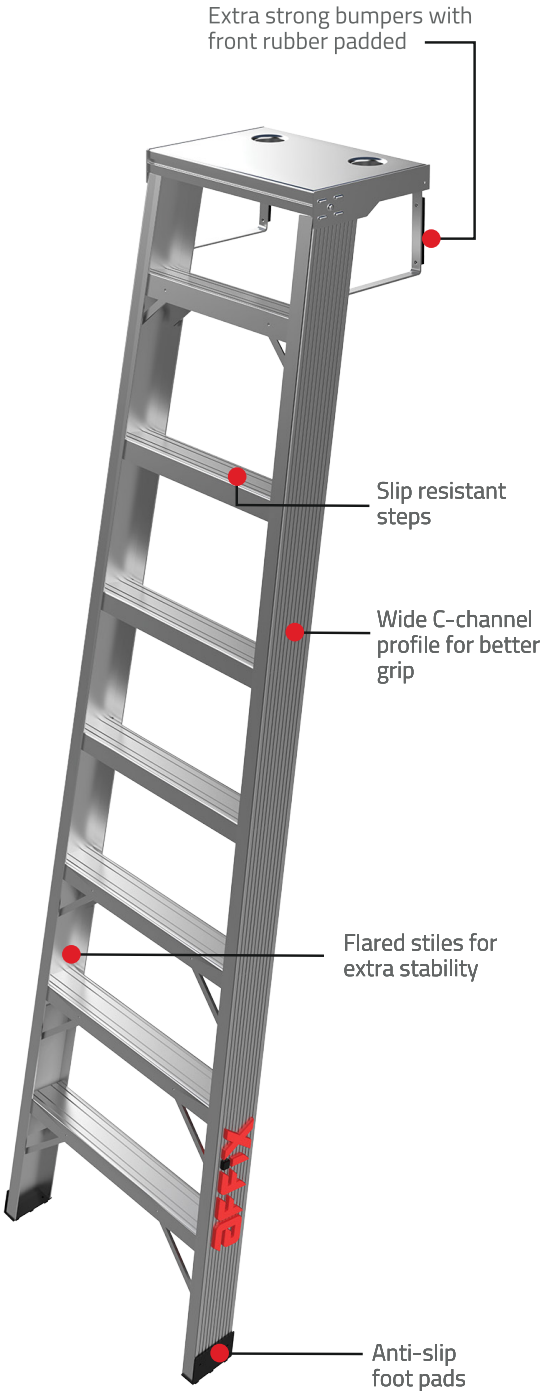


Shelf Ladder | Professional | Semi-Rigorous Use

Model No. LA0121M

All measurements in Mtr and weight in Kgs (Approx)

Code	Steps	Weight	Leaning Height	Top Width	Base Width	Working Height
LA0121M06	6	6.50	1.97	0.30	0.55	2.77
LA0121M07	7	7.30	2.26	0.30	0.58	3.06
LA0121M08	8	8.60	8.60	0.30	0.60	3.34
LA0121M09	9	10.70	10.70	0.30	0.63	3.62



Ladder standard	EN131
Class	Professional
Duty	Medium
Material	Aluminium
Max Load Capacity	150 Kgs
Max Working Height	3.62 Mtr



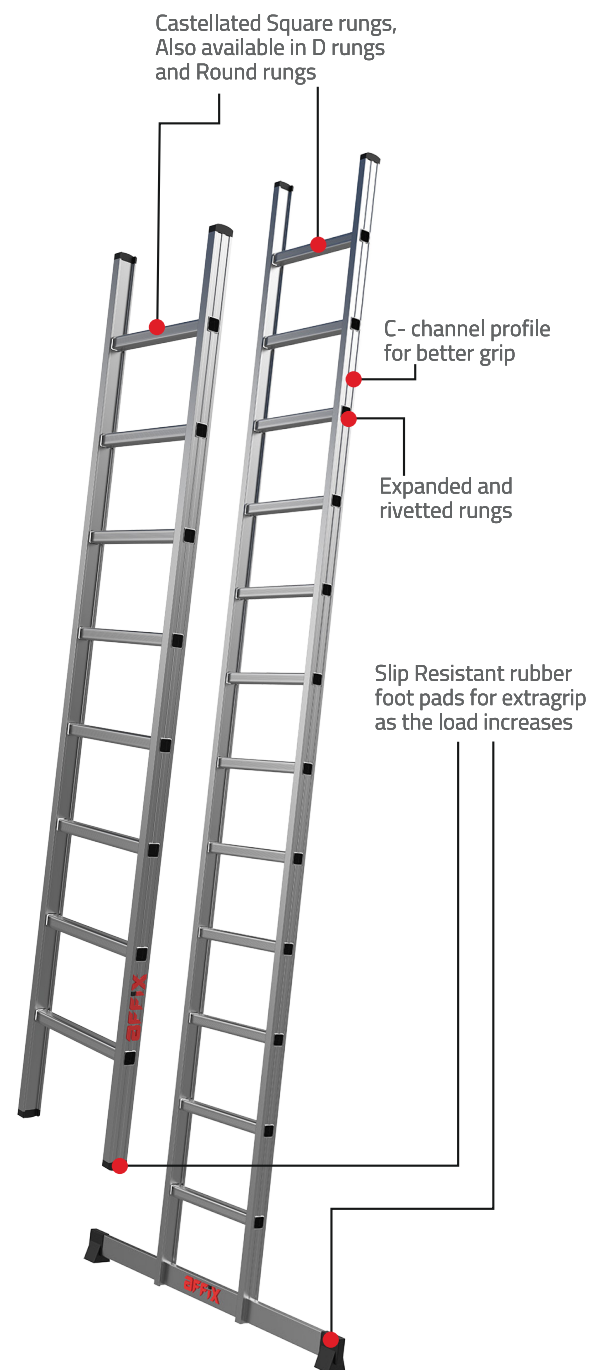
Straight Ladder | Professional | Rigorous Use

Model No. LA0122H

All measurements in Mtr and weight in Kgs (Approx)

Code	Length	Rungs	Width	Base Width	Weight	Working Height
LA0122H06	2.10	6	0.36	0.36	5.28	2.90
LA0122H07	2.40	7	0.36	0.36	6.06	3.20
LA0122H08	2.70	8	0.36	0.36	6.84	3.50
LA0122H09	3.00	9	0.36	0.72	7.91	3.80
LA0122H10	3.30	10	0.36	0.75	8.70	4.10
LA0122H11	3.60	11	0.36	0.78	9.49	4.40
LA0122H12	3.90	12	0.36	0.81	10.28	4.70
LA0122H13	4.20	13	0.45	0.93	11.67	5.00
LA0122H14	4.50	14	0.45	0.96	12.51	5.30
LA0122H15	4.80	15	0.45	0.99	13.35	5.60
LA0122H16	5.10	16	0.45	1.02	14.18	5.90
LA0122H17	5.40	17	0.45	1.05	15.02	6.20
LA0122H18	5.70	18	0.45	1.08	15.85	6.50
LA0122H19	6.00	19	0.45	1.11	16.69	6.80

Horizontal/Lateral Stabilizers provided with models above 3 Mtr



Ladder standard	EN131
Class	Professional
Duty	Heavy
Material	Aluminium
Max Load Capacity	170 Kgs
Max Working Height	6.80 Mtr



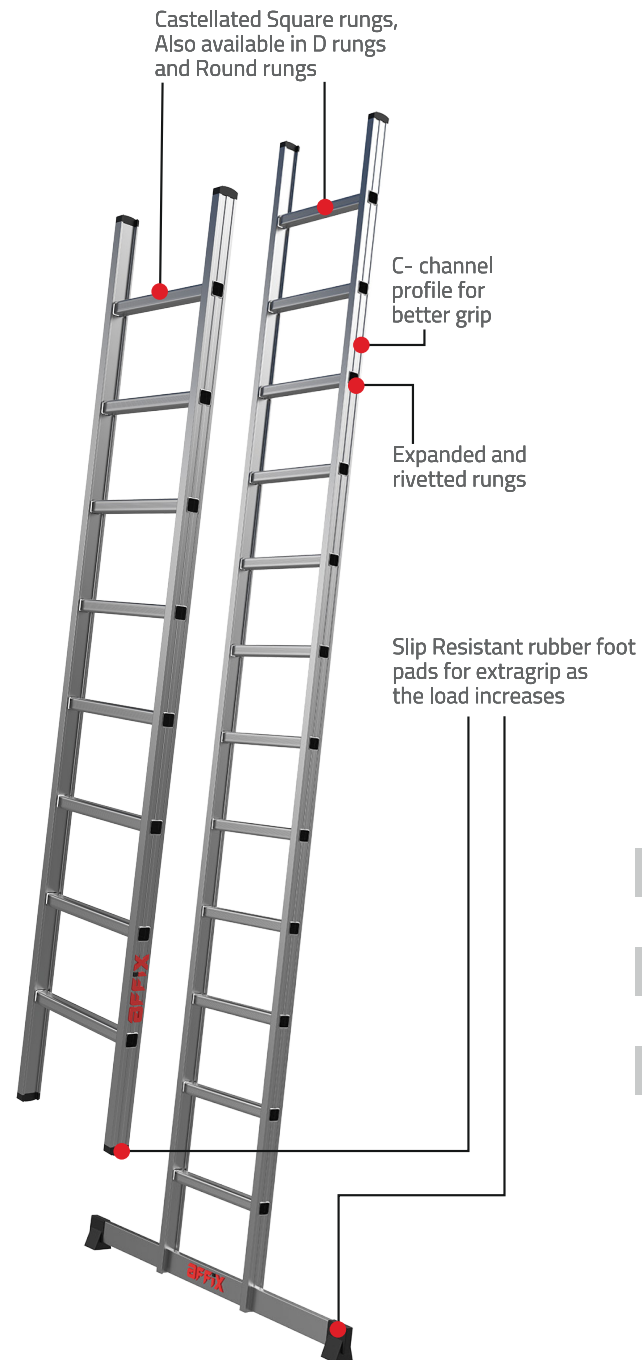
Straight Ladder | Professional | Semi-Rigorous Use

Model No. LA0122M

All measurements in Mtr and weight in Kgs (Approx)

Code	Length	Rungs	Width	Base Width	Weight	Working Height
LA0122M06	2.10	6	0.36	0.36	4.01	2.90
LA0122M07	2.40	7	0.36	0.36	4.61	3.20
LA0122M08	2.70	8	0.36	0.36	5.20	3.50
LA0122M09	3.00	9	0.36	0.72	6.08	3.80
LA0122M10	3.30	10	0.36	0.75	6.68	4.10
LA0122M11	3.60	11	0.36	0.78	7.28	4.40
LA0122M12	3.90	12	0.36	0.81	7.89	4.70
LA0122M13	4.20	13	0.45	0.93	8.90	5.00
LA0122M14	4.50	14	0.45	0.96	9.52	5.30
LA0122M15	4.80	15	0.45	0.99	10.16	5.60
LA0122M16	5.10	16	0.45	1.02	10.79	5.90
LA0122M17	5.40	17	0.45	1.05	11.43	6.20
LA0122M18	5.70	18	0.45	1.08	12.06	6.50
LA0122M19	6.00	19	0.45	1.11	12.69	6.80

Horizontal/Lateral Stabilizers provided with models above 3 Mtr



Ladder standard	EN131
Class	Professional
Duty	Medium
Material	Aluminium
Max Load Capacity	150 Kgs
Max Working Height	6.80 Mtr



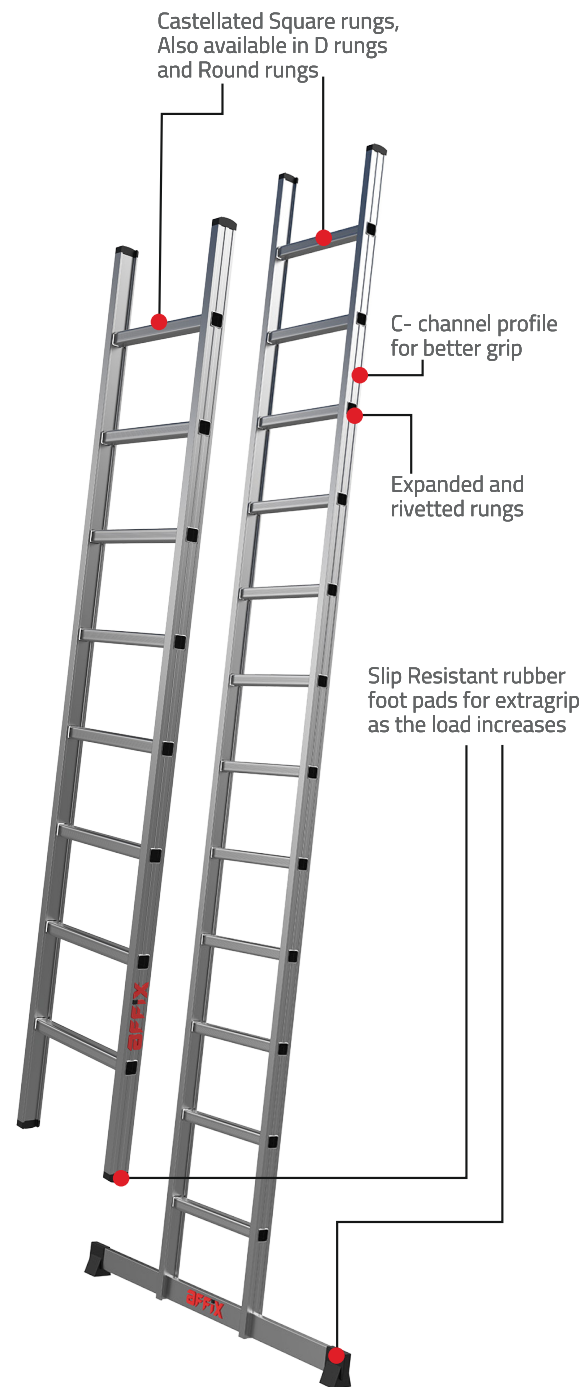
Straight Ladder | Non-Professional | Modest Use

Model No. LA0122L

All measurements in Mtr and weight in Kgs (Approx)

Code	Length	Rungs	Width	Base Width	Weight	Working Height
LA0122L06	2.10	6	0.36	0.36	3.82	2.90
LA0122L07	2.40	7	0.36	0.36	4.38	3.20
LA0122L08	2.70	8	0.36	0.36	4.95	3.50
LA0122L09	3.00	9	0.36	0.72	5.80	3.80
LA0122L10	3.30	10	0.36	0.75	6.38	4.10
LA0122L11	3.60	11	0.36	0.78	6.95	4.40
LA0122L12	3.90	12	0.36	0.81	7.53	4.70

Horizontal/Lateral Stabilizers provided with models above 3 Mtr



Ladder standard	EN131
Class	Professional
Duty	Light
Material	Aluminium
Max Load Capacity	125 Kgs
Max Working Height	4.70 Mtr

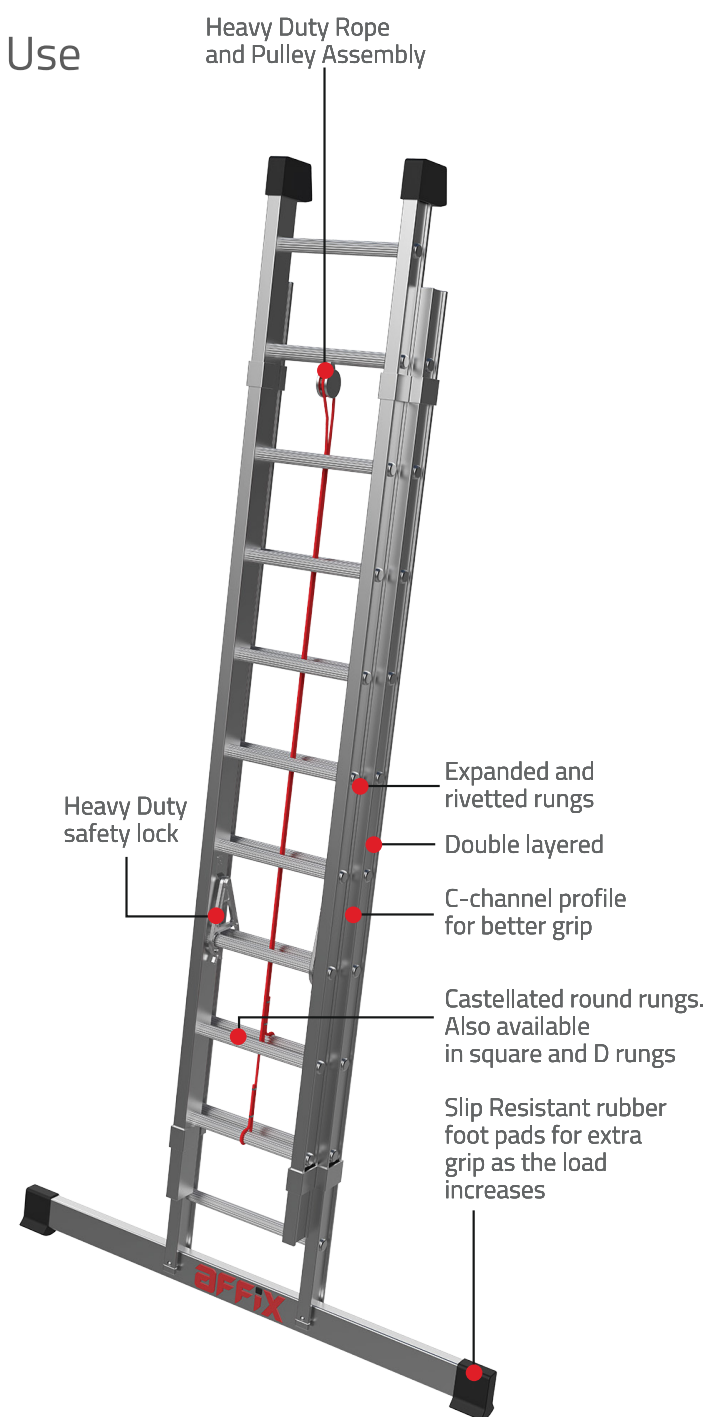


Double Extension Ladder | Professional | Rigorous Use (Rope Operated) Model No. LA0123H

All measurements in Mtr and weight in Kgs (Approx)

Code	Closed Length	Max Ext Length	Rungs	Width	Base Width	Weight	Closed Working Height	Ext Working Height
LA0123H06	2.10	3.30	6	0.36	0.63	12.31	2.90	4.10
LA0123H07	2.40	3.90	7	0.36	0.66	13.88	3.20	4.70
LA0123H08	2.70	4.50	8	0.36	0.69	15.45	3.50	5.30
LA0123H09	3.00	4.80	9	0.36	0.72	17.03	3.80	5.60
LA0123H10	3.30	5.40	10	0.36	0.75	18.60	4.10	6.20
LA0123H11	3.60	6.00	11	0.36	0.78	20.17	4.40	6.80
LA0123H12	3.90	6.60	12	0.36	0.81	21.75	4.70	7.40
LA0123H13	4.20	6.90	13	0.45	0.93	24.48	5.00	7.70
LA0123H14	4.50	7.50	14	0.45	0.96	26.14	5.30	8.30
LA0123H15	4.80	8.10	15	0.45	0.99	27.80	5.60	8.90
LA0123H16	5.10	8.70	16	0.45	1.02	29.46	5.90	9.50
LA0123H17	5.40	9.30	17	0.45	1.05	31.12	6.20	10.10
LA0123H18	5.70	9.90	18	0.45	1.08	32.78	6.50	10.70
LA0123H19	6.00	10.50	19	0.45	1.11	34.44	6.80	11.30

Horizontal/Lateral Stabilizers provided with models above 3 Mtr



Ladder standard	EN131
Class	Professional
Duty	Heavy
Material	Aluminium
Max Load Capacity	170 Kgs
Max Working Height	11.30 Mtr

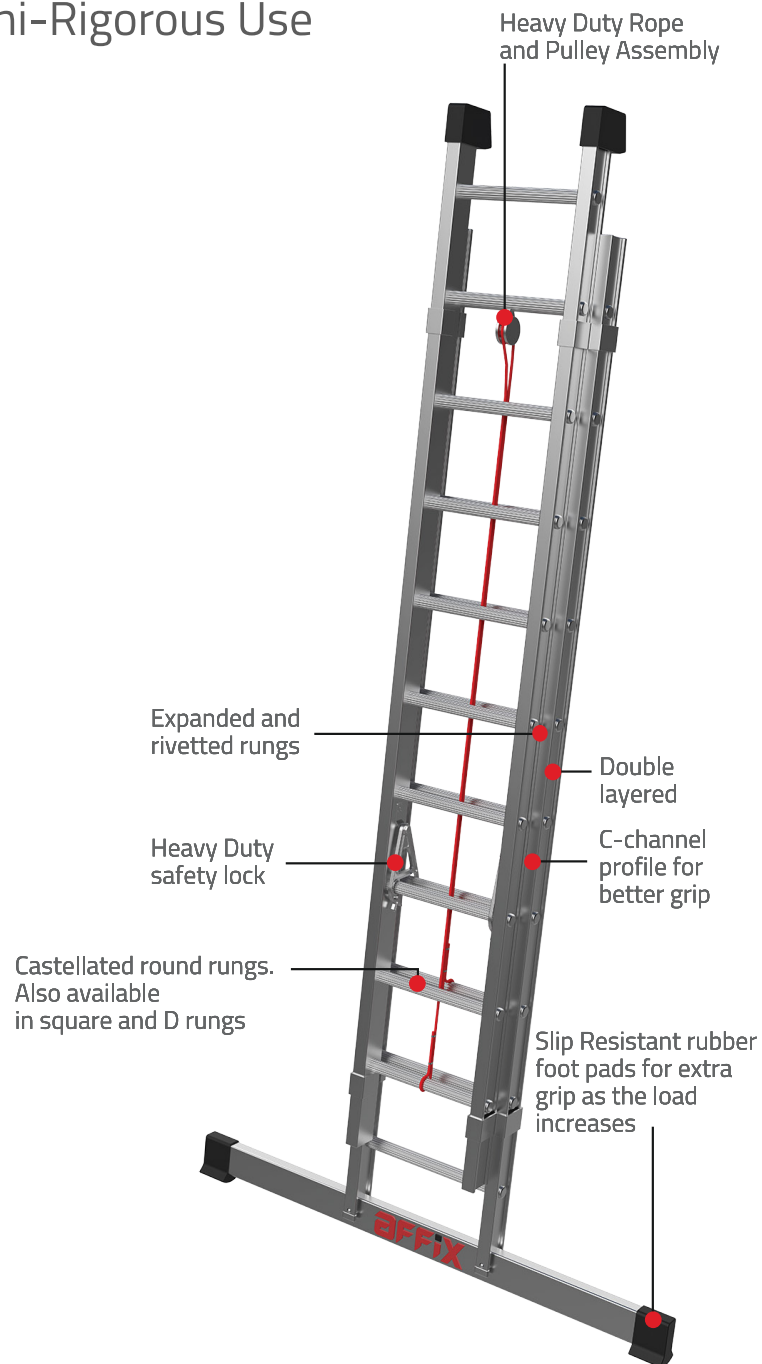


Double Extension Ladder | Professional | Semi-Rigorous Use (Rope Operated) Model No. LA0123M

All measurements in Mtr and weight in Kgs (Approx)

Code	Closed Length	Max Ext Length	Rungs	Width	Base Width	Weight	Closed Working Height	Ext Working Height
LA0123M06	2.10	3.30	6	0.36	0.63	9.78	2.90	4.10
LA0123M07	2.40	3.90	7	0.36	0.66	10.97	3.20	4.70
LA0123M08	2.70	4.50	8	0.36	0.69	12.17	3.50	5.30
LA0123M09	3.00	4.80	9	0.36	0.72	13.36	3.80	5.60
LA0123M10	3.30	5.40	10	0.36	0.75	14.56	4.10	6.20
LA0123M11	3.60	6.00	11	0.36	0.78	15.75	4.40	6.80
LA0123M12	3.90	6.60	12	0.36	0.81	16.95	4.70	7.40
LA0123M13	4.20	6.90	13	0.45	0.93	18.92	5.00	7.70
LA0123M14	4.50	7.50	14	0.45	0.96	20.18	5.30	8.30
LA0123M15	4.80	8.10	15	0.45	0.99	21.43	5.60	8.90
LA0123M16	5.10	8.70	16	0.45	1.02	22.68	5.90	9.50
LA0123M17	5.40	9.30	17	0.45	1.05	23.93	6.20	10.10
LA0123M18	5.70	9.90	18	0.45	1.08	25.18	6.50	10.70
LA0123M19	6.00	10.50	19	0.45	1.11	26.43	6.80	11.30

Horizontal/Lateral Stabilizers provided with models above 3 Mtr



Ladder standard	EN131
Class	Professional
Duty	Medium
Material	Aluminium
Max Load Capacity	150 Kgs
Max Working Height	11.30 Mtr

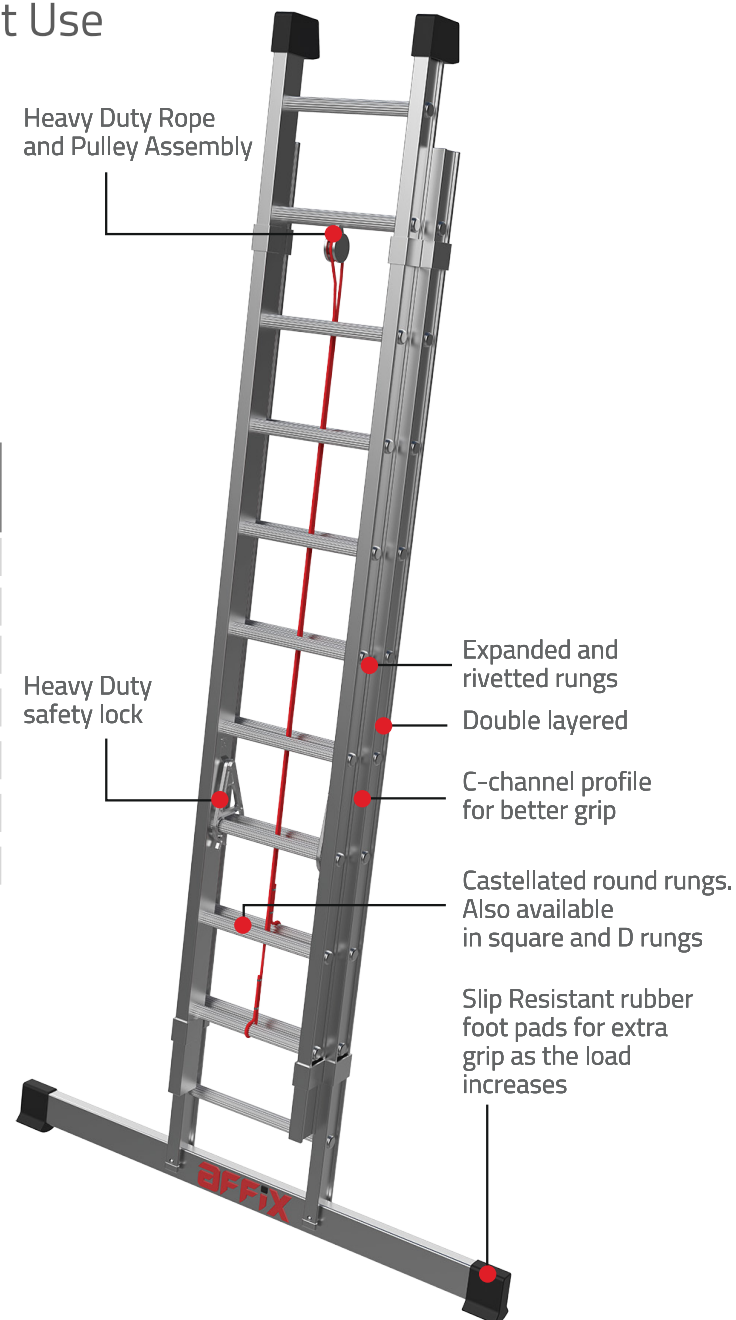


Double Extension Ladder | Non-Professional | Modest Use (Rope Operated) Model No. LA0123L

All measurements in Mtr and weight in Kgs (Approx)

Code	Closed Length	Max Ext Length	Rungs	Width	Base Width	Weight	Closed Working Height	Ext Working Height
LA0123L06	2.10	3.30	6	0.36	0.63	9.39	2.90	4.10
LA0123L07	2.40	3.90	7	0.36	0.66	10.53	3.20	4.70
LA0123L08	2.70	4.50	8	0.36	0.69	11.67	3.50	5.30
LA0123L09	3.00	4.80	9	0.36	0.72	12.81	3.80	5.60
LA0123L10	3.30	5.40	10	0.36	0.75	13.95	4.10	6.20
LA0123L11	3.60	6.00	11	0.36	0.78	15.09	4.40	6.80
LA0123L12	3.90	6.60	12	0.36	0.81	16.23	4.70	7.40

Horizontal/Lateral Stabilizers provided with models above 3 Mtr



Ladder standard	EN131
Class	Non-Professional
Duty	Light
Material	Aluminium
Max Load Capacity	125 Kgs
Max Working Height	7.40 Mtr

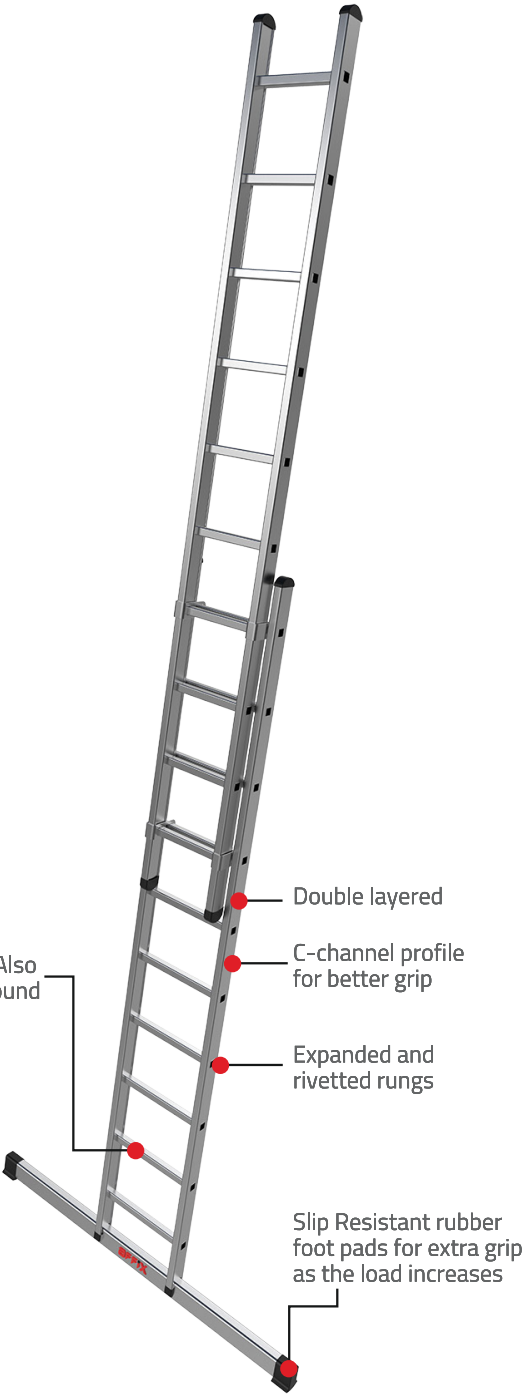


Double Extension | Professional | Rigorous Use
Push-Up Ladder Model No. LA0124H

All measurements in Mtr and weight in Kgs (Approx)

Code	Closed Length	Max Ext Length	Rungs	Width	Base Width	Weight	Closed Working Height	Ext Working Height
LA0124H06	2.10	3.30	6	0.36	0.63	11.71	2.90	4.10
LA0124H07	2.40	3.90	7	0.36	0.66	13.28	3.20	4.70
LA0124H08	2.70	4.50	8	0.36	0.69	14.85	3.50	5.30
LA0124H09	3.00	4.80	9	0.36	0.72	16.43	3.80	5.60
LA0124H10	3.30	5.40	10	0.36	0.75	18.00	4.10	6.20

Horizontal/Lateral Stabilizers provided with models above 3 Mtr



Ladder standard	EN131
Class	Professional
Duty	Heavy
Material	Aluminium
Max Load Capacity	170 Kgs
Max Working Height	6.20 Mtr



Double Extension | Professional | Semi-Rigorous Use

Push-Up Ladder Model No. LA0124M

All measurements in Mtr and weight in Kgs (Approx)

Code	Closed Length	Max Ext Length	Rungs	Width	Base Width	Weight	Closed Working Height	Ext Working Height
LA0124M06	2.10	3.30	6	0.36	0.63	9.18	2.90	4.10
LA0124M07	2.40	3.90	7	0.36	0.66	10.37	3.20	4.70
LA0124M08	2.70	4.50	8	0.36	0.69	11.57	3.50	5.30
LA0124M09	3.00	4.80	9	0.36	0.72	12.76	3.80	5.60
LA0124M10	3.30	5.40	10	0.36	0.75	13.96	4.10	6.20

Horizontal/Lateral Stabilizers provided with models above 3 Mtr



Ladder standard	EN131
Class	Professional
Duty	Medium
Material	Aluminium
Max Load Capacity	150 Kgs
Max Working Height	6.20 Mtr



Double Extension

Non-Professional

Modest Use

Push-Up Ladder

Model No. LA0124L

All measurements in Mtr and weight in Kgs (Approx)

Code	Closed Length	Max Ext Length	Rungs	Width	Base Width	Weight	Closed Working Height	Ext Working Height
LA0124L06	2.10	3.30	6	0.36	0.63	8.79	2.90	4.10
LA0124L07	2.40	3.90	7	0.36	0.66	9.93	3.20	4.70
LA0124L08	2.70	4.50	8	0.36	0.69	11.07	3.50	5.30
LA0124L09	3.00	4.80	9	0.36	0.72	12.21	3.80	5.60
LA0124L10	3.30	5.40	10	0.36	0.75	13.35	4.10	6.20

Horizontal/Lateral Stabilizers provided with models above 3 Mtr



Ladder standard	EN131
Class	Professional
Duty	Light
Material	Aluminium
Max Load Capacity	125 Kgs
Max Working Height	6.20 Mtr

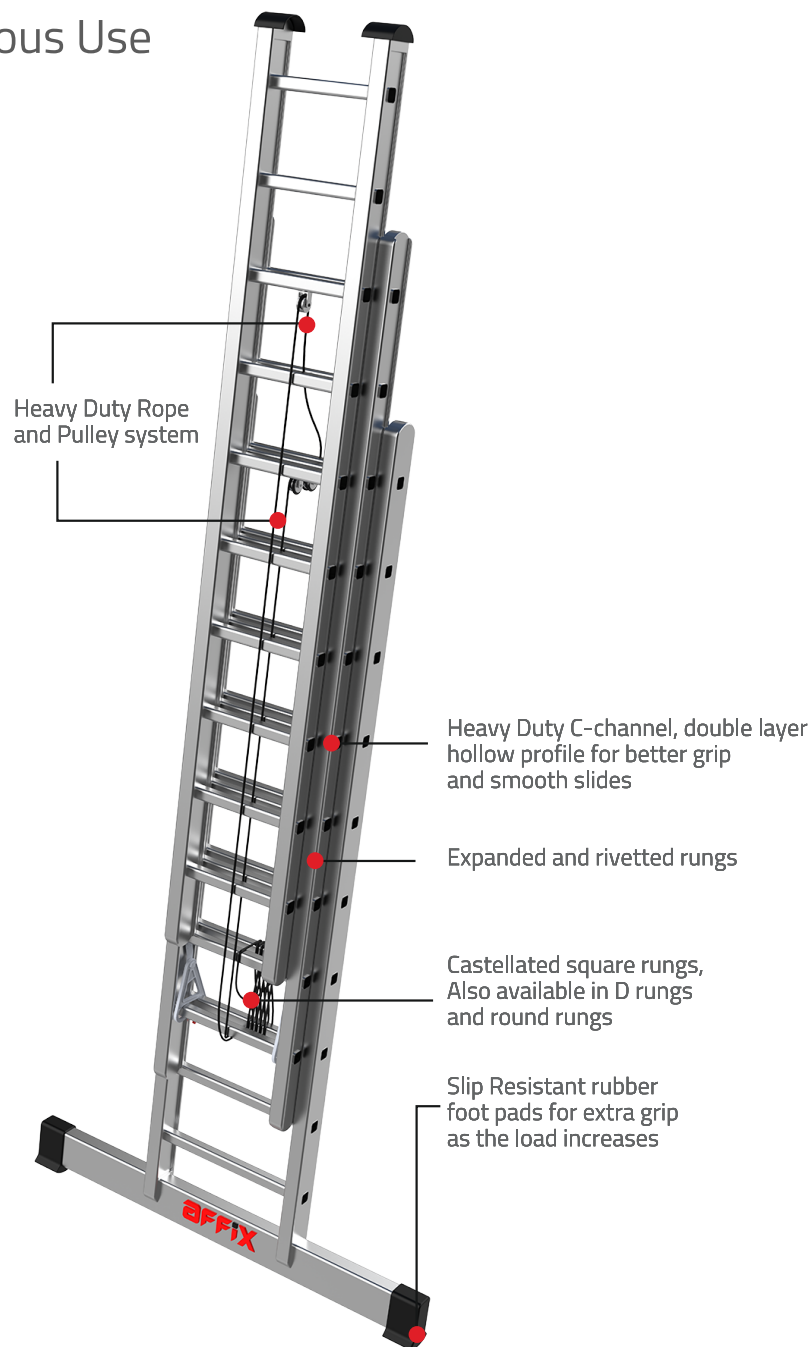


Triple Extension Ladder | Professional | Rigorous Use (Rope Operated) Model No. LA0125H

All measurements in Mtr and weight in Kgs (Approx)

Code	Closed Length	Max Ext Length	Rungs	Width	Base Width	Weight	Closed Working Height	Ext Working Height
LA0125H06	2.10	4.50	6	0.36	0.79	20.54	2.90	5.30
LA0125H07	2.40	5.40	7	0.36	0.84	23.11	3.20	6.20
LA0125H08	2.70	6.30	8	0.36	0.89	25.67	3.50	7.10
LA0125H09	3.00	6.90	9	0.36	0.95	28.23	3.80	7.70
LA0125H10	3.30	7.80	10	0.36	1.00	30.80	4.10	8.60
LA0125H11	3.60	8.70	11	0.36	1.05	33.36	4.40	9.50
LA0125H12	3.90	9.60	12	0.36	1.10	35.92	4.70	10.40
LA0125H13	4.20	9.90	13	0.45	1.25	40.20	5.00	10.70
LA0125H14	4.50	10.80	14	0.45	1.30	42.90	5.30	11.60
LA0125H15	4.80	11.70	15	0.45	1.35	45.59	5.60	12.50
LA0125H16	5.10	12.60	16	0.45	1.40	48.28	5.90	13.40
LA0125H17	5.40	13.50	17	0.45	1.46	50.97	6.20	14.30
LA0125H18	5.70	14.40	18	0.45	1.51	53.66	6.50	15.20
LA0125H19	6.00	15.30	19	0.45	1.56	56.36	6.80	16.10

Horizontal/Lateral Stabilizers provided with models above 3 Mtr



Ladder standard	EN131
Class	Professional
Duty	Heavy
Material	Aluminium
Max Load Capacity	170 Kgs
Max Working Height	16.10 Mtr

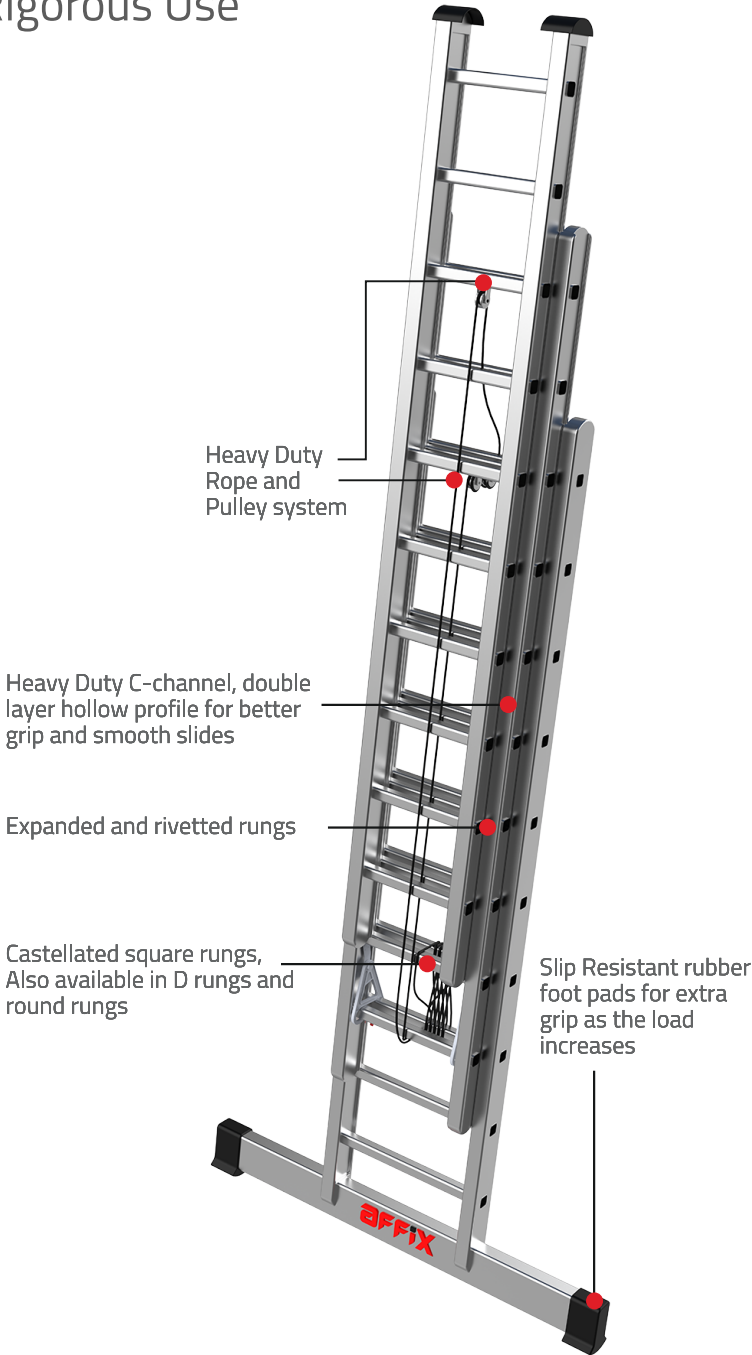


Triple Extension Ladder | Professional | Semi-Rigorous Use
(Rope Operated) Model No. LA0125M

All measurements in Mtr and weight in Kgs (Approx)

Code	Closed Length	Max Ext Length	Rungs	Width	Base Width	Weight	Closed Working Height	Ext Working Height
LA0125M06	2.10	4.50	6	0.36	0.79	18.15	2.90	5.30
LA0125M07	2.40	5.40	7	0.36	0.84	20.35	3.20	6.20
LA0125M08	2.70	6.30	8	0.36	0.89	22.54	3.50	7.10
LA0125M09	3.00	6.90	9	0.36	0.95	24.74	3.80	7.70
LA0125M10	3.30	7.80	10	0.36	1.00	26.93	4.10	8.60
LA0125M11	3.60	8.70	11	0.36	1.05	29.13	4.40	9.50
LA0125M12	3.90	9.60	12	0.36	1.10	31.32	4.70	10.40
LA0125M13	4.20	9.90	13	0.45	1.25	34.67	5.00	10.70
LA0125M14	4.50	10.80	14	0.45	1.30	36.95	5.30	11.60
LA0125M15	4.80	11.70	15	0.45	1.35	39.23	5.60	12.50
LA0125M16	5.10	12.60	16	0.45	1.40	41.51	5.90	13.40

Horizontal/Lateral Stabilizers provided with models above 3 Mtr



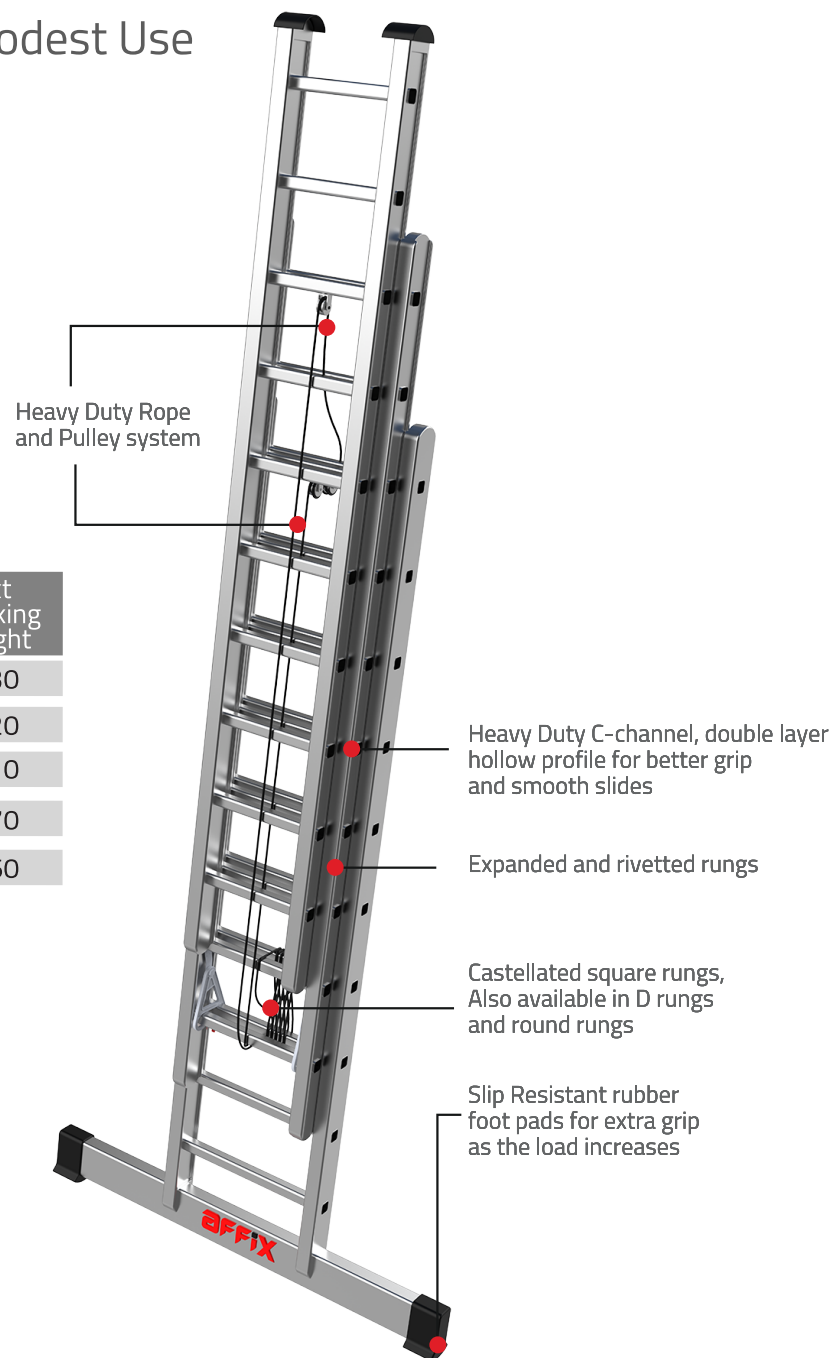
Ladder standard	EN131
Class	Professional
Duty	Medium
Material	Aluminium
Max Load Capacity	150 Kgs
Max Working Height	13.40 Mtr

Triple Extension Ladder | Non-Professional | Modest Use (Rope Operated) Model No. LA0125L

All measurements in Mtr and weight in Kgs (Approx)

Code	Closed Length	Max Ext Length	Rungs	Width	Base Width	Weight	Closed Working Height	Ext Working Height
LA0125L06	2.10	4.50	6	0.36	0.79	14.78	2.90	5.30
LA0125L07	2.40	5.40	7	0.36	0.84	16.49	3.20	6.20
LA0125L08	2.70	6.30	8	0.36	0.89	18.20	3.50	7.10
LA0125L09	3.00	6.90	9	0.36	0.95	19.91	3.80	7.70
LA0125L10	3.30	7.80	10	0.36	1.00	21.62	4.10	8.60

Horizontal/Lateral Stabilizers provided with models above 3 Mtr



Ladder standard	EN131
Class	Non-Professional
Duty	Light
Material	Aluminium
Max Load Capacity	125 Kgs
Max Working Height	8.60 Mtr



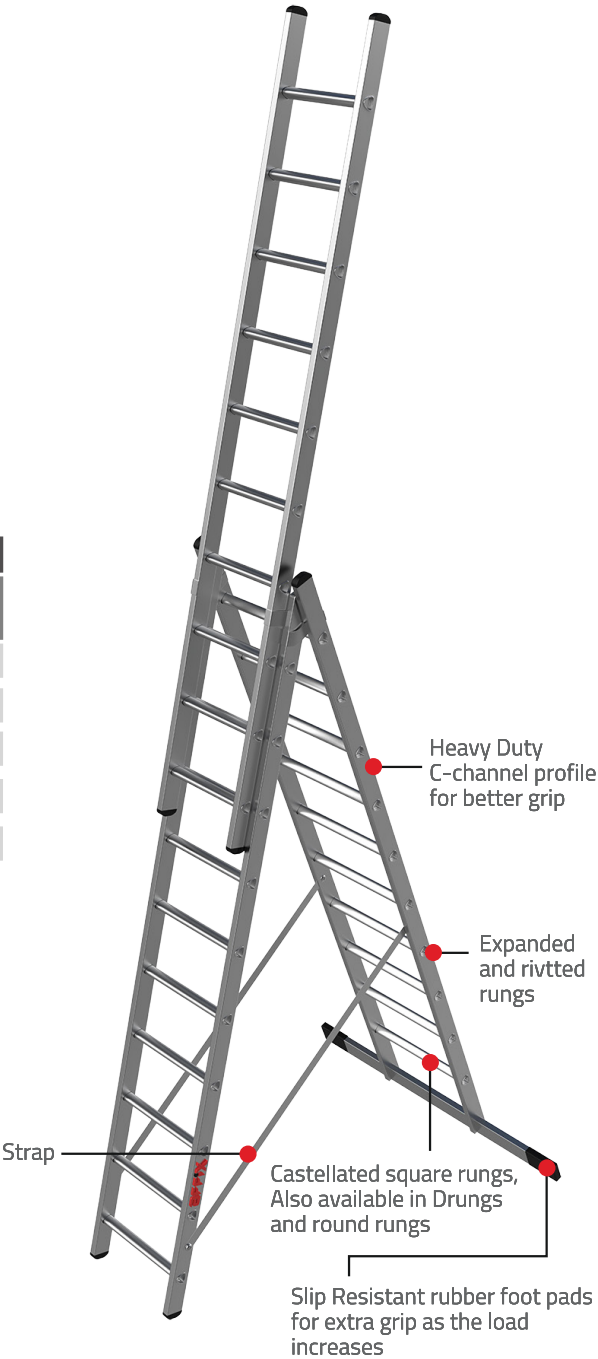


Combination Ladder | Professional | Rigorous Use
(3 Piece) Model No. SLA0121H

All measurements in Mtr and weight in Kgs (Approx)

Length					Working Height						
Code	Closed Mode	Ext (A Type)	Ext(Triple Extn)	Rungs per Ladder	Width	Base Width	Weight	Closed Mode	Ext (A Type)	Ext(Triple Extn)	
SLA0121H06	2.10	3.30	4.50	6	0.36	0.79	18.15	2.90	3.90	5.03	
SLA0121H07	2.40	3.90	5.40	7	0.36	0.84	20.15	3.20	4.47	5.88	
SLA0121H08	2.70	4.50	6.30	8	0.36	0.89	22.87	3.50	5.03	6.72	
SLA0121H09	3.00	4.80	6.90	9	0.36	0.95	25.23	3.80	5.31	7.29	
SLA0121H10	3.30	5.40	7.80	10	0.36	1.00	27.60	4.10	5.88	8.13	

Horizontal/Lateral Stabilizers provided with models above 3 Mtr



Ladder standard	EN131
Class	Professional
Duty	Heavy
Material	Aluminium
Max Load Capacity	170 Kgs
Max Working Height	8.13 Mtr

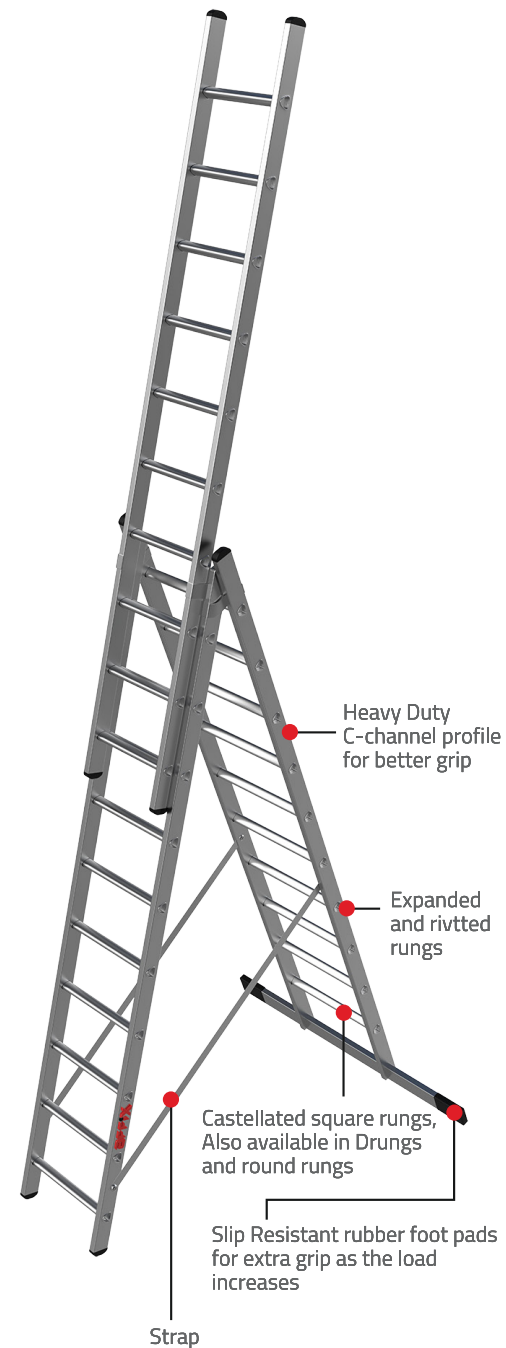


Combination Ladder | Professional | Semi-Rigorous Use (3 Piece) Model No. SLA0121M

All measurements in Mtr and weight in Kgs (Approx)

Length					Working Height					
Code	Closed Mode	Ext (A Type)	Ext(Triple Extn)	Rungs per Ladder	Width	Base Width	Weight	Closed Mode	Ext (A Type)	Ext(Triple Extn)
SLA0121M06	2.10	3.30	4.50	6	0.36	0.79	14.36	2.90	2.77	5.03
SLA0121M07	2.40	3.90	5.40	7	0.36	0.84	16.15	3.20	3.06	5.88
SLA0121M08	2.70	4.50	6.30	8	0.36	0.89	17.95	3.50	3.34	6.72
SLA0121M09	3.00	4.80	6.90	9	0.36	0.95	19.74	3.80	3.62	7.29
SLA0121M10	3.30	5.40	7.80	10	0.36	1.00	21.54	4.10	3.90	8.13

Horizontal/Lateral Stabilizers provided with models above 3 Mtr



Ladder standard	EN131
Class	Professional
Duty	Medium
Material	Aluminium
Max Load Capacity	150 Kgs
Max Working Height	8.13 Mtr

Multi-Purpose Ladder | Professional | Semi-Rigorous Use

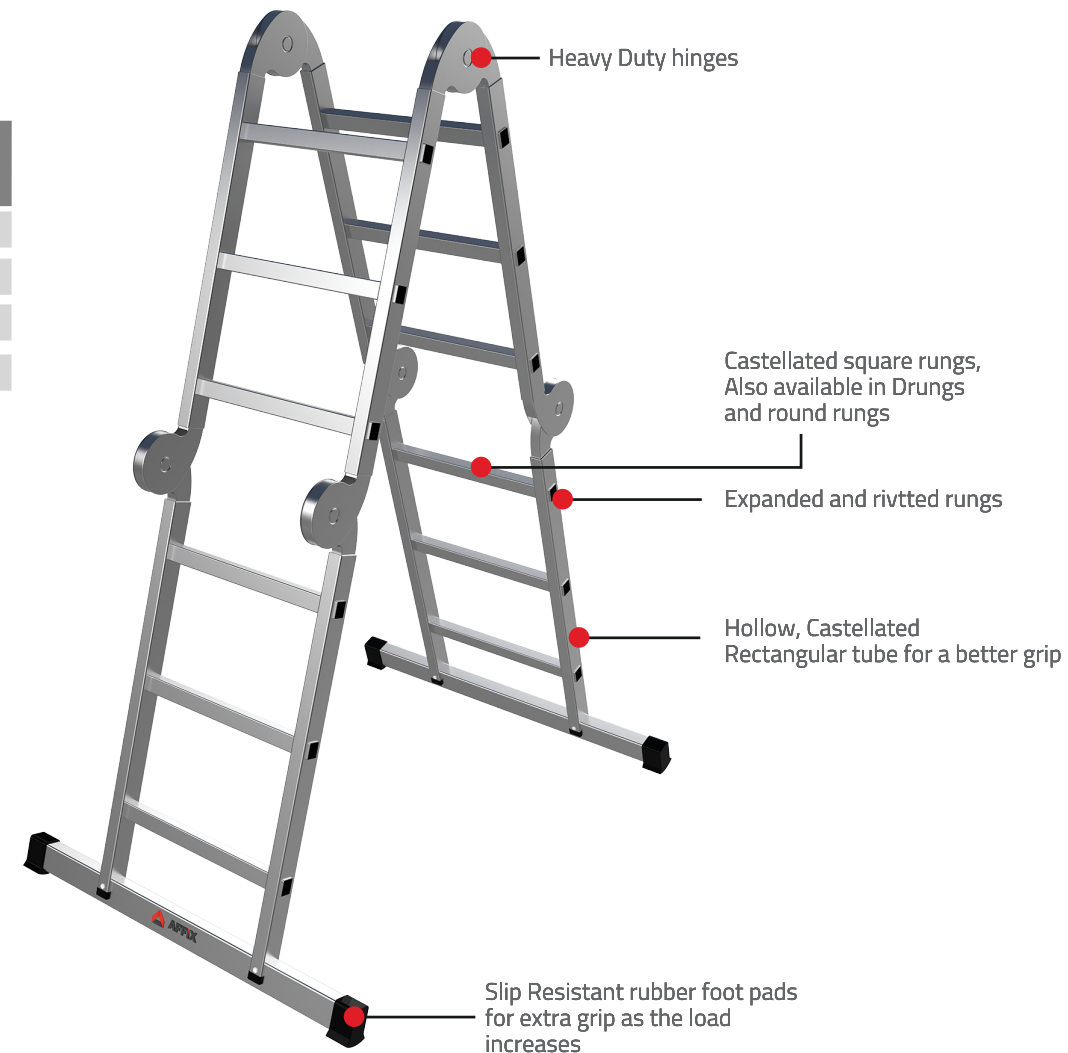
Model No. SLA0122M

All measurements in Mtr and weight in Kgs (Approx)

Code	Steps	Straight Height	Wrkg Ht Straight	A Type Height	Wrkg Ht A Type	Closed Width	Closed Height	Width	Base Width	Weight
SLA0122M08	2x4	2.60	3.40	1.27	2.49	0.27	0.75	0.36	0.67	9.40
SLA0122M12	3x4	3.77	4.57	1.84	3.06	0.27	1.05	0.36	0.79	11.00
SLA0122M16	4x4	4.98	5.78	2.40	3.62	0.27	1.35	0.36	0.91	12.20
SLA0122M20	5x4	6.20	7.00	3.00	4.22	0.27	1.65	0.36	1.03	13.80



Ladder standard	EN131
Class	Professional
Duty	Medium
Material	Aluminium
Max Load Capacity	150 Kgs
Max Working Height	7.00 Mtr





Warehouse Ladder (Folding) | Professional | Rigorous Use

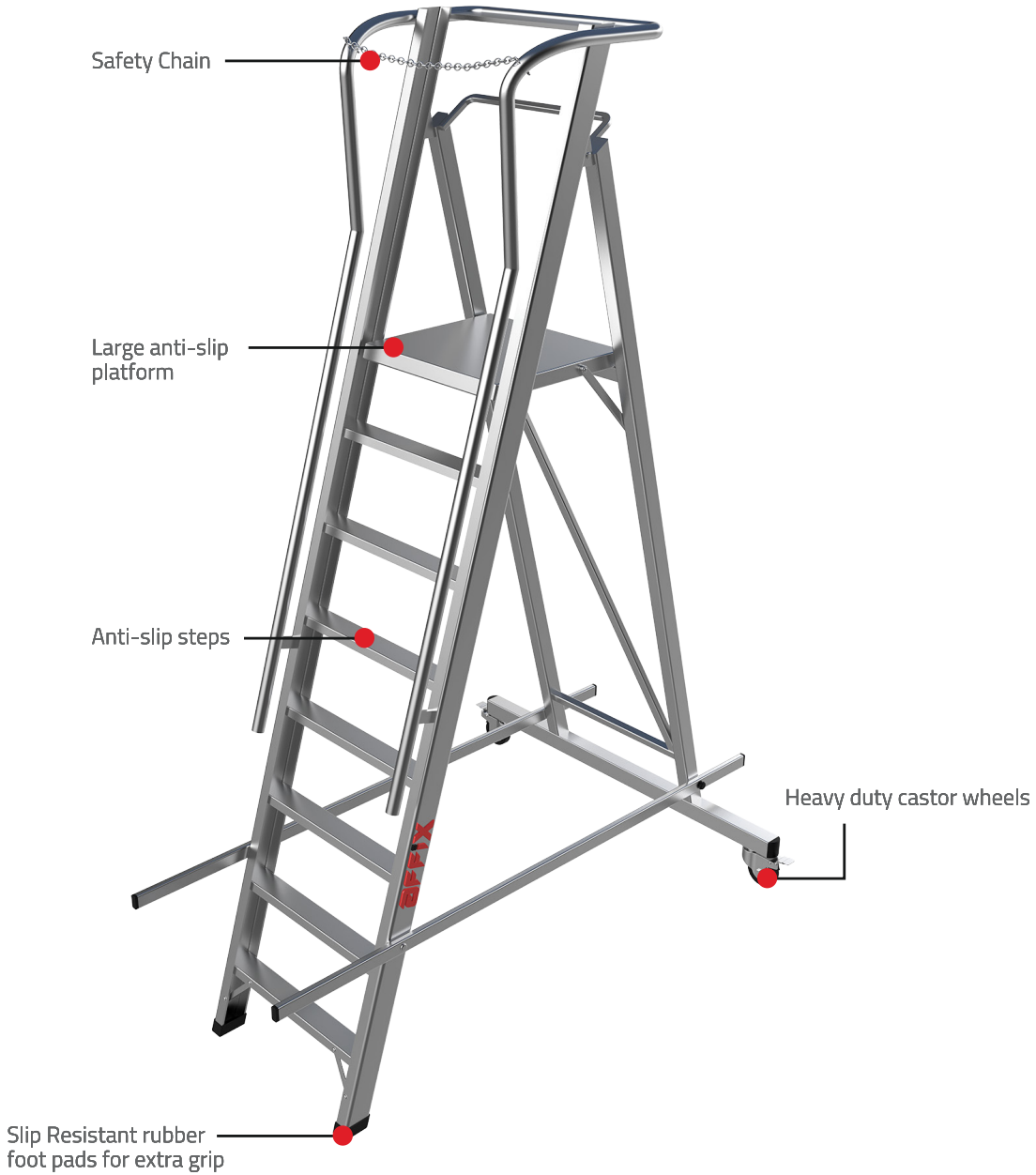
Model No. SA0321

All measurements in Mtr and weight in Kgs (Approx)

Code	Steps	Total Height	Platform Height	Working Height	Span	Steps Distance	Closed Width	Closed Height	Weight
SA032104	3+1	1.71	0.94	2.94	1.10	0.215	0.27	1.91	16.40
SA032106	5+1	2.17	1.40	3.40	1.45	0.215	0.27	2.37	19.40
SA032108	7+1	2.64	1.87	3.87	1.81	0.215	0.27	2.84	22.20
SA032110	9+1	3.13	2.36	4.36	2.14	0.215	0.27	3.33	25.40
SA032112	11+1	3.59	2.82	4.82	2.55	0.215	0.27	3.79	28.20
SA032115	14+1	4.28	3.51	5.51	3.10	0.215	0.27	4.48	33.00



Ladder standard	EN131
Class	Professional
Duty	Heavy
Material	Aluminium
Max Load Capacity	170 Kgs
Max Working Height	5.51 Mtr



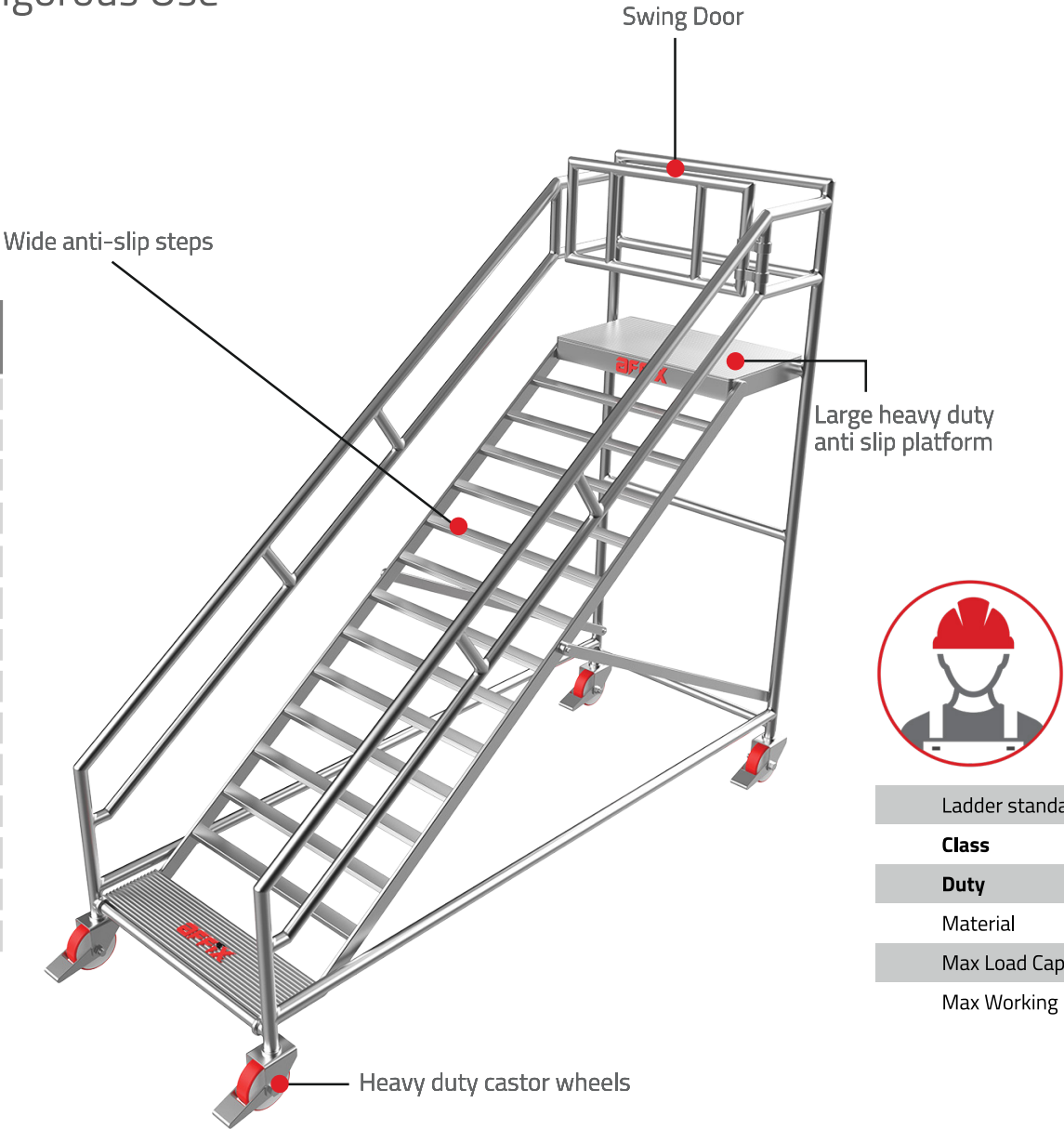


Warehouse Ladder (Fixed) | Professional | Rigorous Use

Model No. SA0322

All measurements in Mtr and weight in Kgs (Approx)

Code	Steps	Total Height	Platform Height	Working Height	Width	Length	Steps Distance
SA032206	6	2.35	1.35	3.35	1.00	2.05	0.25
SA032207	7	2.60	1.60	3.60	1.00	2.30	0.25
SA032208	8	2.85	1.85	3.85	1.00	2.55	0.25
SA032209	9	3.10	2.10	4.10	1.00	2.80	0.25
SA032210	10	3.35	2.35	4.35	1.20	3.05	0.25
SA032211	11	3.60	2.60	4.60	1.00	3.30	0.25
SA032212	12	3.85	2.85	4.85	1.00	3.55	0.25
SA032213	13	4.10	3.10	5.10	1.00	3.80	0.25
SA032214	14	4.35	3.35	5.35	1.00	4.05	0.25
SA032215	15	4.60	3.60	5.60	1.20	4.30	0.25
SA032216	16	4.85	3.85	5.85	1.00	4.55	0.25
SA032217	17	5.10	4.10	6.10	1.00	4.80	0.25
SA032218	18	5.35	4.35	6.35	1.00	5.05	0.25
SA032219	19	5.60	4.60	6.60	1.00	5.30	0.25



Ladder standard	EN131
Class	Professional
Duty	Heavy
Material	Aluminium
Max Load Capacity	170 Kgs
Max Working Height	6.60 Mtr



TeleGuard | Professional | Rigorous Use

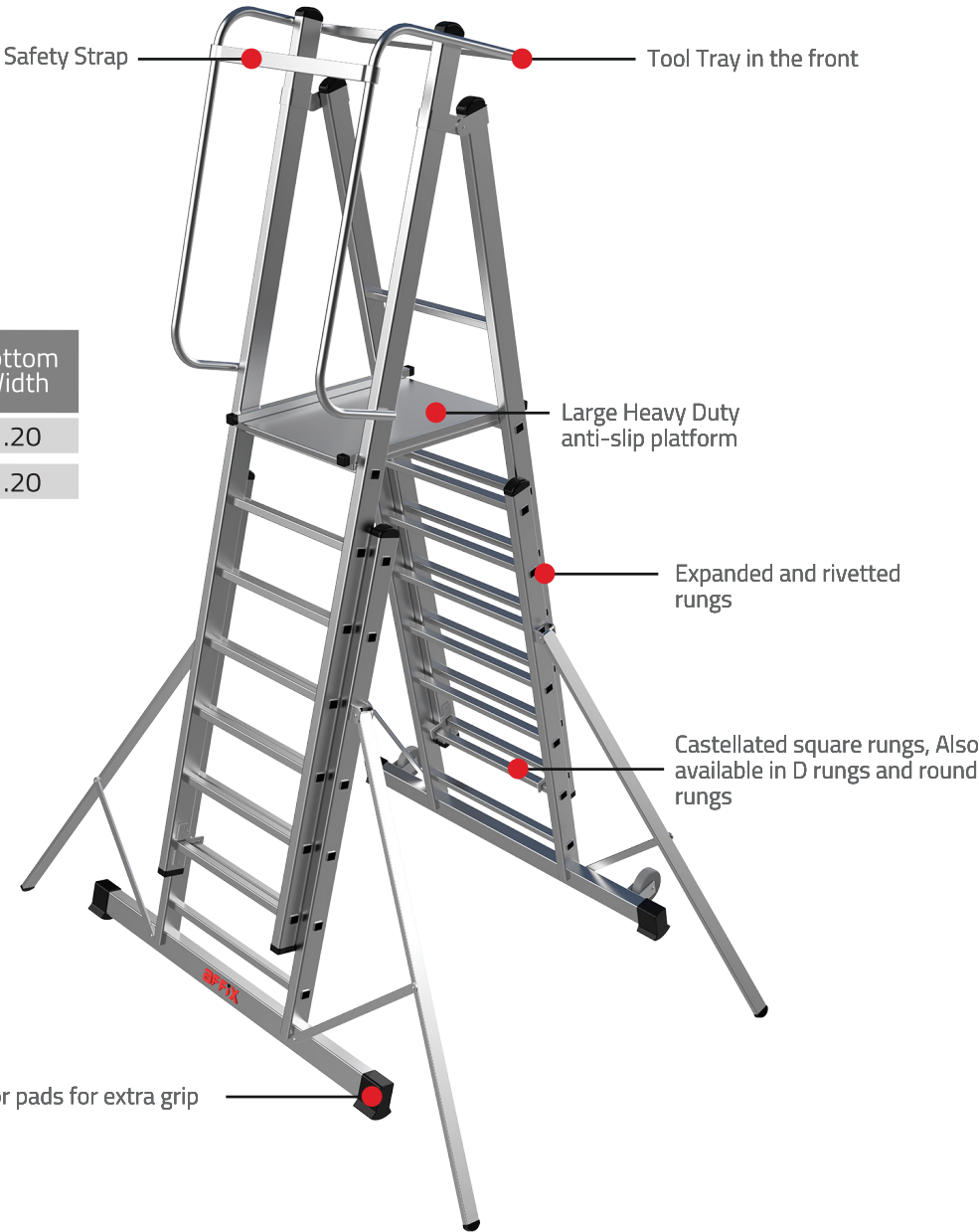
Model No. SA0323

All measurements in Mtr and weight in Kgs (Approx)

Code	Steps	Platform Height	Ext Platform Height	Closed Height	Extended Height	Max Working Height	Closed Width	Closed Height	Span	Extended Span	Ladder Width	Bottom Width
SA032346	4-6	1.14	1.67	2.20	2.70	3.67	0.27	2.35	1.05	1.30	0.675	1.20
SA032379	7-9	2.05	3.15	3.05	4.15	5.15	0.27	3.25	1.50	2.00	0.675	1.20



Ladder standard	EN131
Class	Professional
Duty	Heavy
Material	Aluminium
Max Load Capacity	170 Kgs
Max Working Height	5.15 Mtr



Step Stool | Professional | Semi-Rigorous Use

Model No. SA0224M

All measurements in Mtr and weight in Kgs (Approx)

Code	Steps	Weight	Standing Height	Width	Dimension	Steps Width	Working Height
SA0224M02	1+1	7.7	0.60	0.35	250x350	0.15	2.6
SA0224M03	2+1	9.6	0.90	0.35	250x350	0.15	2.9



Ladder standard	EN131
Class	Professional
Duty	Medium
Material	Aluminium
Max Load Capacity	150 Kgs
Max Working Height	2.9 Mtr





Twin Stepladder | Professional | Rigorous Use

Model No. SF0121H

All measurements in Mtr and weight in Kgs (Approx)

Code	Steps	Weight	Length	Top Width	Base Width	Working Height
SF0121H04	4	7.20	1.14	0.34	0.51	2.32
SF0121H05	5	8.80	1.44	0.34	0.54	2.61
SF0121H06	6	10.60	1.74	0.34	0.57	2.90
SF0121H07	7	12.40	2.04	0.34	0.60	3.19
SF0121H08	8	14.20	2.34	0.34	0.63	3.48
SF0121H09	9	17.20	2.64	0.34	0.66	3.77
SF0121H10	10	20.00	2.94	0.34	0.68	4.06
SF0121H12	12	23.80	3.54	0.34	0.74	4.64
SF0121H14	14	29.40	4.14	0.34	0.80	5.22
SF0121H16	16	35.50	4.74	0.34	0.86	5.80
SF0121H17	17	37.80	5.04	0.34	0.89	6.09




Ladder standard	EN131
Class	Professional
Duty	Heavy
Material	FRP
Max Load Capacity	170 Kgs
Max Working Height	6.09 Mtr



Twin Stepladder Mobile | Professional | Rigorous Use (with Platform)

All measurements in Mtr and weight in Kgs (Approx)

Code	Steps	Weight	Length	Top Width	Base Width	Platform Height	Working Height
SF0122H04	4	11.47	1.76	0.34	0.57	0.93	2.93
SF0122H05	5	13.07	2.06	0.34	0.60	1.17	3.17
SF0122H06	6	14.87	2.36	0.34	0.63	1.42	3.42
SF0122H07	7	16.67	2.66	0.34	0.66	1.66	3.66
SF0122H08	8	18.47	2.96	0.34	0.69	1.91	3.91
SF0122H09	9	21.47	3.26	0.34	0.72	2.15	4.15
SF0122H10	10	24.27	3.56	0.34	0.74	2.40	4.40
SF0122H12	12	28.07	4.16	0.34	0.80	2.89	4.89



Ladder standard	EN131
Class	Professional
Duty	Heavy
Material	FRP
Max Load Capacity	170 Kgs
Max Working Height	4.89 Mtr



Stepladder (With Tray) | Professional | Rigorous Use

Model No. SF0221H

All measurements in Mtr and weight in Kgs (Approx)

Code	Steps	Weight	Length	Top Width	Base Width	Working Height
SF0221H04	4	7.55	1.14	0.34	0.51	2.32
SF0221H05	5	8.83	1.44	0.34	0.54	2.61
SF0221H06	6	10.12	1.74	0.34	0.57	2.90
SF0221H07	7	11.45	2.04	0.34	0.60	3.19
SF0221H08	8	12.79	2.34	0.34	0.63	3.48
SF0221H09	9	14.16	2.64	0.34	0.66	3.77
SF0221H10	10	15.56	2.94	0.34	0.68	4.06
SF0221H12	12	18.41	3.54	0.34	0.74	4.64



Ladder standard	EN131
Class	Professional
Duty	Heavy
Material	FRP
Max Load Capacity	170 Kgs
Max Working Height	4.64 Mtr



Stepladder with Platform | Professional | Rigorous Use

Model No. SF0222H

All measurements in Mtr and weight in Kgs (Approx)

Code	Steps	Weight	Standing Height	Top Width	Base Width	Platform Height	Working Height
SF0222H04	4	9.37	1.70	0.34	0.57	1.10	2.93
SF0222H05	5	10.67	1.99	0.34	0.60	1.39	3.17
SF0222H06	6	11.99	2.28	0.34	0.63	1.68	3.42
SF0222H07	7	13.34	2.57	0.34	0.66	1.97	3.66
SF0222H08	8	14.71	2.86	0.34	0.69	2.26	3.91
SF0222H09	9	16.10	3.15	0.34	0.72	2.55	4.15
SF0222H10	10	17.52	3.44	0.34	0.74	2.84	4.40
SF0222H12	12	20.43	4.02	0.34	0.80	3.42	4.89
SF0222H14	14	23.43	4.60	0.34	0.86	4.00	5.38



Ladder standard	EN131
Class	Professional
Duty	Heavy
Material	FRP
Max Load Capacity	170 Kgs
Max Working Height	5.38 Mtr



Stepladder Compact | Professional | Semi-Rigorous Use (with Platform) Model No. SF0223M

All measurements in Mtr and weight in Kgs (Approx)

Code	Steps	Weight	Height	Width	Platform Height	Working Height
SF0223M03	3	6.30	1.70	0.45	0.80	2.80
SF0223M04	4	7.50	2.00	0.48	1.06	3.06
SF0223M05	5	8.60	2.30	0.52	1.32	3.32
SF0223M06	6	10.10	2.60	0.56	1.58	3.58
SF0223M07	7	11.80	2.90	0.60	1.84	3.84



Ladder standard	EN131
Class	Professional
Duty	Medium
Material	FRP
Max Load Capacity	150 Kgs
Max Working Height	3.84 Mtr



Straight Ladder | Professional | Rigorous Use

Model No. LF0122H

All measurements in Mtr and weight in Kgs (Approx)

Code	Length	Rungs	Width	Base Width	Weight	Working Height
LF0122H06	2.10	6	0.36	0.36	4.55	2.90
LF0122H07	2.40	7	0.36	0.36	5.22	3.20
LF0122H08	2.70	8	0.36	0.36	5.90	3.50
LF0122H09	3.00	9	0.36	0.72	6.86	3.80
LF0122H10	3.30	10	0.36	0.75	7.55	4.10
LF0122H12	3.90	12	0.36	0.81	8.93	4.70
LF0122H14	4.50	14	0.45	0.96	10.95	5.30
LF0122H16	5.10	16	0.45	1.02	12.41	5.90
LF0122H19	6.00	19	0.45	1.11	14.60	6.80



Ladder standard	EN131
Class	Professional
Duty	Heavy
Material	FRP
Max Load Capacity	170 Kgs
Max Working Height	6.80 Mtr




Straight Ladder | Professional | Semi-Rigorous Use

Model No. LF0122M

All measurements in Mtr and weight in Kgs (Approx)

Code	Length	Rungs	Width	Base Width	Weight	Working Height
LF0122M06	2.10	6	0.36	0.36	4.00	2.90
LF0122M07	2.40	7	0.36	0.36	4.59	3.20
LF0122M08	2.70	8	0.36	0.36	5.18	3.50
LF0122M09	3.00	9	0.36	0.72	6.06	3.80
LF0122M10	3.30	10	0.36	0.75	6.66	4.10
LF0022M12	3.90	12	0.36	0.81	7.86	4.70
LF0022M14	4.50	14	0.45	0.96	9.50	5.30
LF0122M16	5.10	16	0.45	1.02	10.76	5.90
LF01t22M19	6.00	19	0.45	1.11	12.66	6.80



Ladder standard	EN131
Class	Professional
Duty	Medium
Material	FRP
Max Load Capacity	150 Kgs
Max Working Height	6.80 Mtr





Straight Ladder | Non-Professional | Modest Use

Model No. LF0122L

All measurements in Mtr and weight in Kgs (Approx)

Code	Length	Rungs	Width	Base Width	Weight	Working Height
LF0122L06	2.10	6	0.36	0.36	3.74	2.90
LF0122L07	2.40	7	0.36	0.36	4.29	3.20
LF0122L08	2.70	8	0.36	0.36	4.84	3.50
LF0122L09	3.00	9	0.36	0.72	5.68	3.80
LF0122L10	3.30	10	0.36	0.75	6.25	4.10
LF0122L12	3.90	12	0.36	0.81	7.37	4.70
LF0122L14	4.50	14	0.45	0.96	8.94	5.30
LF0122L16	5.10	16	0.45	1.02	10.13	5.90
LF0122L19	6.00	19	0.45	1.11	11.90	6.80



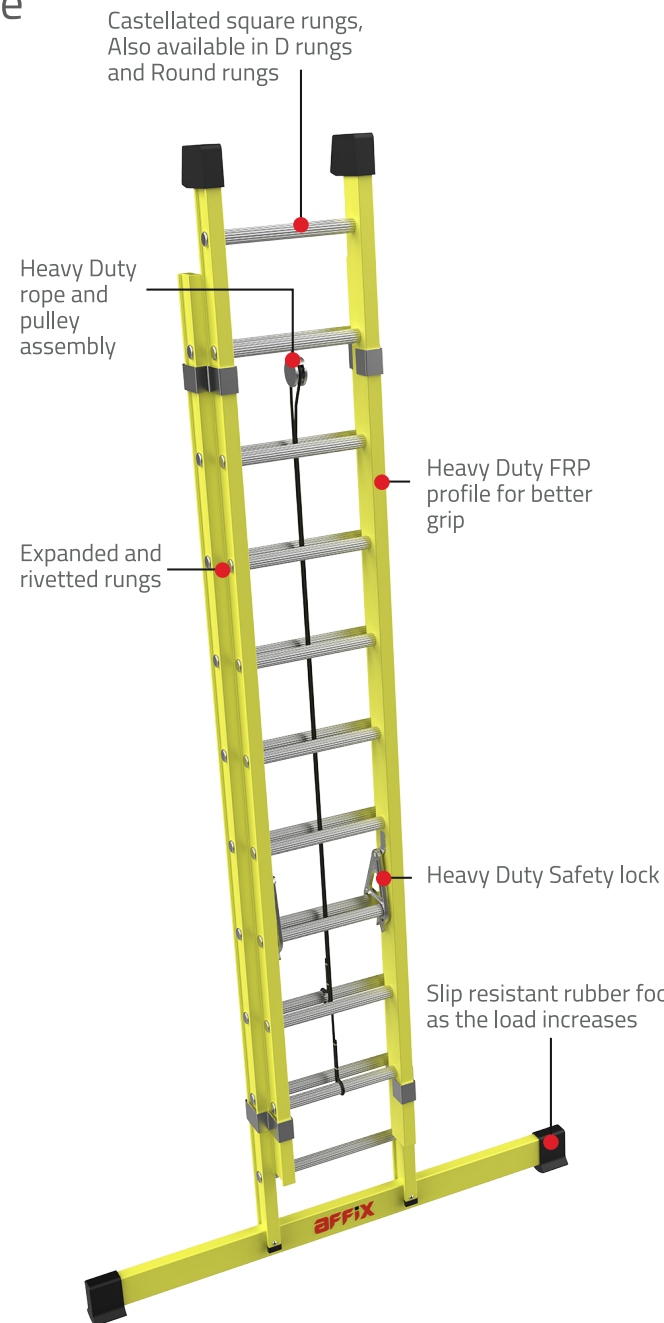
Ladder standard	EN131
Class	Non-Professional
Duty	Light
Material	FRP
Max Load Capacity	125 Kgs
Max Working Height	6.80 Mtr

Double Extension Ladder | Professional | Rigorous Use (Rope Operated) Model No. LF0123H

All measurements in Mtr and weight in Kgs (Approx)

Code	Closed Length	Max Ext Length	Rungs	Width	Base Width	Weight	Closed Working Height	Ext Working Height
LF0123H06	2.10	3.30	6	0.36	0.63	10.85	2.90	4.10
LF0123H07	2.40	3.90	7	0.36	0.66	12.21	3.20	4.70
LF0123H08	2.70	4.50	8	0.36	0.69	13.57	3.50	5.30
LF0123H09	3.00	4.80	9	0.36	0.72	14.94	3.80	5.60
LF0123H10	3.30	5.40	10	0.36	0.75	16.30	4.10	6.20
LF0123H12	3.90	6.60	12	0.36	0.81	19.03	4.70	7.40
LF0123H14	4.50	7.80	14	0.45	0.96	23.01	5.30	8.60
LF0123H16	5.10	8.70	16	0.45	1.02	25.91	5.90	9.50
LF0123H19	6.00	10.50	19	0.45	1.11	30.26	6.80	11.30

Horizontal/Lateral Stabilizers provided with models above 3 Mtr



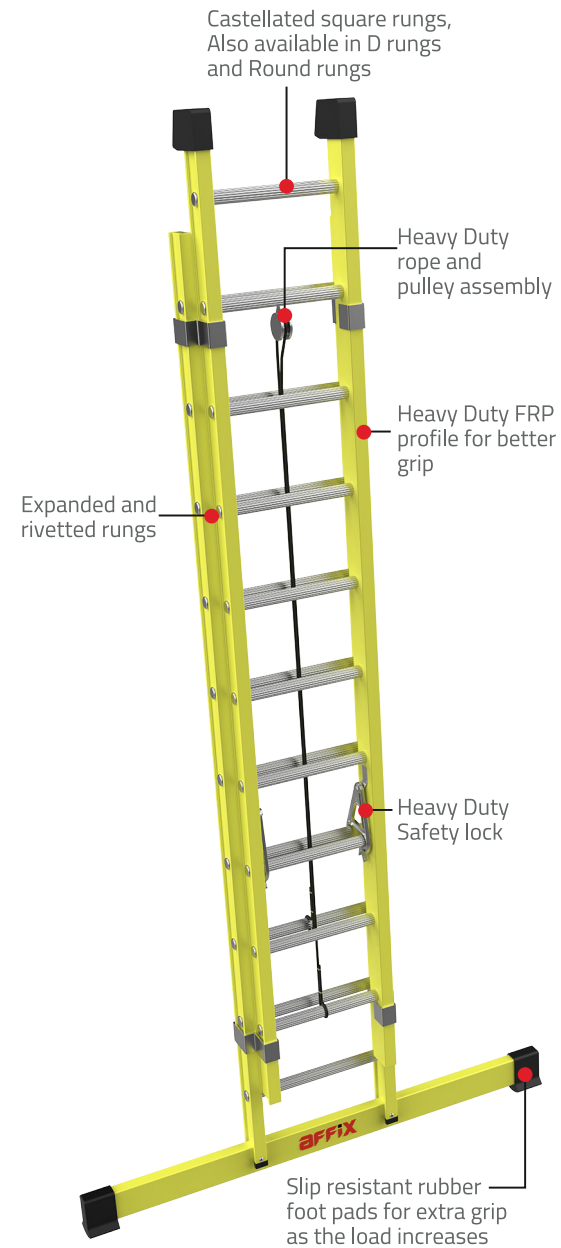
Ladder standard	EN131
Class	Professional
Duty	Heavy
Material	FRP
Max Load Capacity	170 Kgs
Max Working Height	11.30 Mtr

Double Extension Ladder | Professional | Semi-Rigorous Use (Rope Operated) Model No. LF0123M

All measurements in Mtr and weight in Kgs (Approx)

Code	Closed Length	Max Ext Length	Rungs	Width	Base Width	Weight	Closed Working Height	Ext Working Height
LF0123M06	2.10	3.30	6	0.36	0.63	9.76	2.90	4.10
LF0123M07	2.40	3.90	7	0.36	0.66	10.95	3.20	4.70
LF0123M08	2.70	4.50	8	0.36	0.69	12.14	3.50	5.30
LF0123M09	3.00	4.80	9	0.36	0.72	13.33	3.80	5.60
LF0123M10	3.30	5.40	10	0.36	0.75	14.52	4.10	6.20
LF0123M12	3.90	6.60	12	0.36	0.81	16.90	4.70	7.40
LF0123M14	4.50	7.80	14	0.45	0.96	20.12	5.30	8.60
LF0123M16	5.10	8.70	16	0.45	1.02	22.62	5.90	9.50
LF0123M19	6.00	10.50	19	0.45	1.11	26.37	6.80	11.30

Horizontal/Lateral Stabilizers provided with models above 3 Mtr



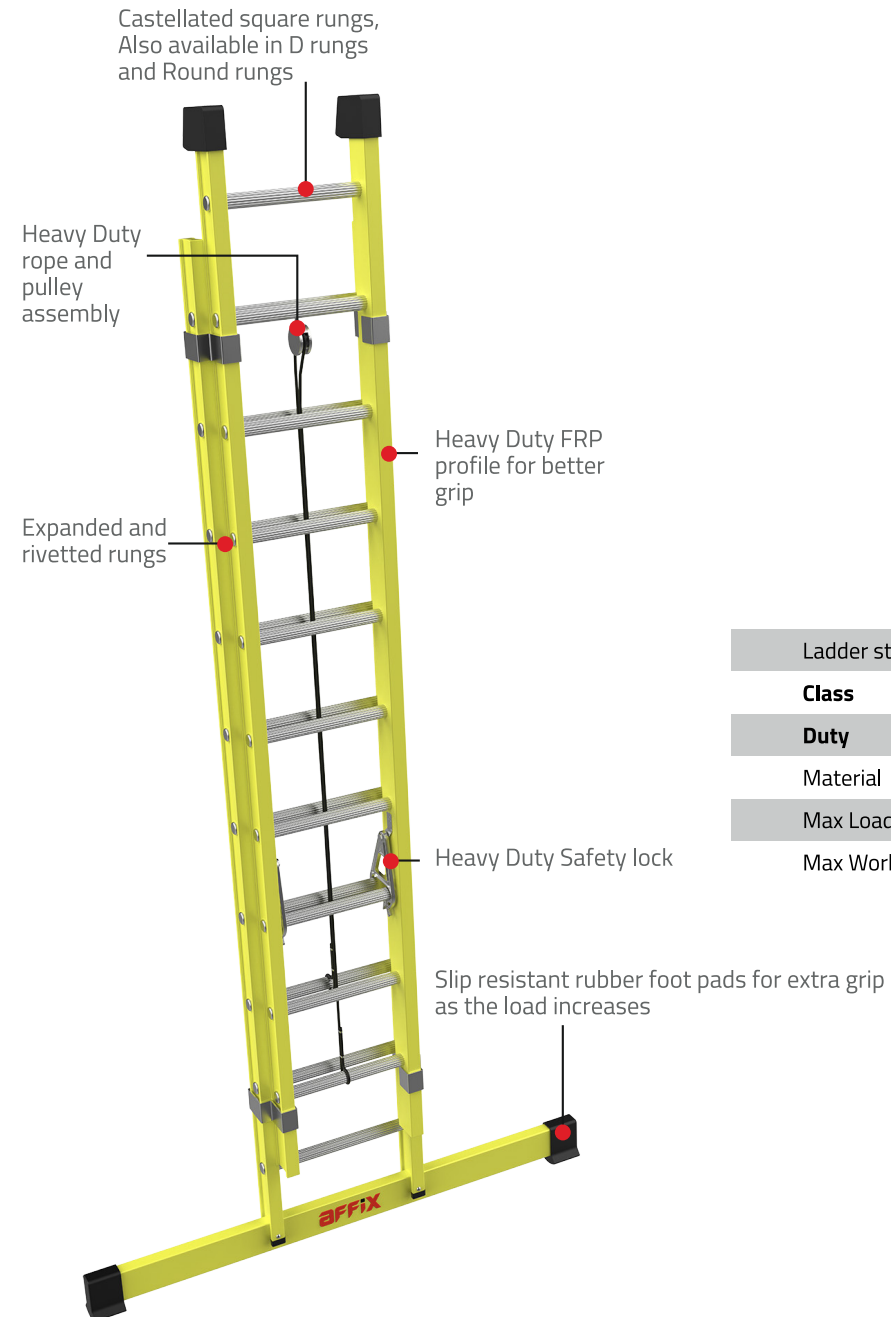
Ladder standard	EN131
Class	Professional
Duty	Medium
Material	FRP
Max Load Capacity	150 Kgs
Max Working Height	11.30 Mtr

Double Extension Ladder | Non-Professional | Modest Use (Rope Operated) Model No. LF0123L

All measurements in Mtr and weight in Kgs (Approx)

Code	Closed Length	Max Ext Length	Rungs	Width	Base Width	Weight	Closed Working Height	Ext Working Height
LFL0123L06	2.10	3.30	6	0.36	0.63	9.23	2.90	4.10
LFL0123L07	2.40	3.90	7	0.36	0.66	10.35	3.20	4.70
LFL0123L08	2.70	4.50	8	0.36	0.69	11.46	3.50	5.30
LFL0123L09	3.00	4.80	9	0.36	0.72	12.58	3.80	5.60
LFL0123L10	3.30	5.40	10	0.36	0.75	13.69	4.10	6.20
LFL0123L12	3.90	6.60	12	0.36	0.81	15.92	4.70	7.40

Horizontal/Lateral Stabilizers provided with models above 3 Mtr



Ladder standard	EN131
Class	Non-Professional
Duty	Light
Material	FRP
Max Load Capacity	125 Kgs
Max Working Height	7.40 Mtr



Triple Extension Ladder | Professional | Semi-Rigorous Use (Rope Operated) Model No.LF0125M

All measurements in Mtr and weight in Kgs (Approx)

Code	Closed Length	Max Ext Length	Rungs	Width	Base Width	Weight	Closed Working Height	Ext Working Height
LF0125M06	2.10	4.50	6	0.36	0.63	15.26	2.90	5.30
LF0125M07	2.40	5.40	7	0.36	0.66	17.04	3.20	6.20
LF0125M08	2.70	6.30	8	0.36	0.69	18.82	3.50	7.10
LF0125M09	3.00	6.90	9	0.36	0.72	20.60	3.80	7.70
LF0125M10	3.30	7.80	10	0.36	0.75	22.38	4.10	8.60
LF0125M12	3.90	9.60	12	0.36	0.81	25.94	4.70	10.40

Horizontal/Lateral Stabilizers provided with models above 3 Mtr



Ladder standard	EN131
Class	Professional
Duty	Medium
Material	FRP
Max Load Capacity	150 Kgs
Max Working Height	10.40 Mtr



Triple Extension Ladder | Non-Professional | Modest Use (Rope Operated) Model No. LF0125L

All measurements in Mtr and weight in Kgs (Approx)

★	Code	Closed Length	Max Ext Length	Rungs	Width	Base Width	Weight	Closed Working Height	Ext Working Height
	LF0125L06	2.1	4.5	6	0.36	0.63	14.46888	2.90	5.30
	LF0125L07	2.4	5.4	7	0.36	0.66	16.13661	3.20	6.20
	LF0125L08	2.7	6.3	8	0.36	0.69	17.80434	3.50	7.10
	LF0125L09	3	6.9	9	0.36	0.72	19.47207	3.80	7.70
	LF0125L10	3.3	7.8	10	0.36	0.75	21.1398	4.10	8.60
	LF0125L12	3.9	9.6	12	0.36	0.81	24.47526	4.70	10.40

Horizontal/Lateral Stabilizers provided with models above 3 Mtr



Ladder standard	EN131
Class	Non-Professional
Duty	Light
Material	FRP
Max Load Capacity	125 Kgs
Max Working Height	10.40 Mtr

Castellated square rungs,
Also available in D rungs
and Round rungs

Expanded and
rivetted rungs

Heavy Duty FRP
profile for better
grip

Heavy Duty
rope and
pulley assembly

Expanded and
rivetted rungs

Heavy Duty
Safety lock

Heavy Duty
Safety lock

Slip resistant
rubber foot pads for
extra grip as the load
increases

★ Compact Model without Rope and Pulley



Double Extension Ladder | Professional | Semi-Rigorous Use (Rope Operated)- Full FRP Model No.LF0126M

All measurements in Mtr and weight in Kgs (Approx)

Code	Closed Length	Max Ext Length	Rungs	Width	Base Width	Weight	Closed Working Height	Ext Working Height
LF0126M06	2.10	3.30	6	0.36	0.63	11.07	2.90	4.10
LF0126M07	2.40	3.90	7	0.36	0.66	12.48	3.20	4.70
LF0126M08	2.70	4.50	8	0.36	0.69	13.89	3.50	5.30
LF0126M09	3.00	4.80	9	0.36	0.72	15.30	3.80	5.60
LF0126M10	3.30	5.40	10	0.36	0.75	16.71	4.10	6.20
LF0126M12	3.60	6.00	12	0.36	0.78	18.59	4.40	6.80
LF0126M14	3.90	6.60	14	0.36	0.81	20.47	4.70	7.40
LF0126M16	4.20	6.90	16	0.45	0.84	22.35	5.00	7.70

Horizontal/Lateral Stabilizers provided with models above 3 Mtr



Ladder standard

EN131

Class

Professional

Duty

Medium

Material

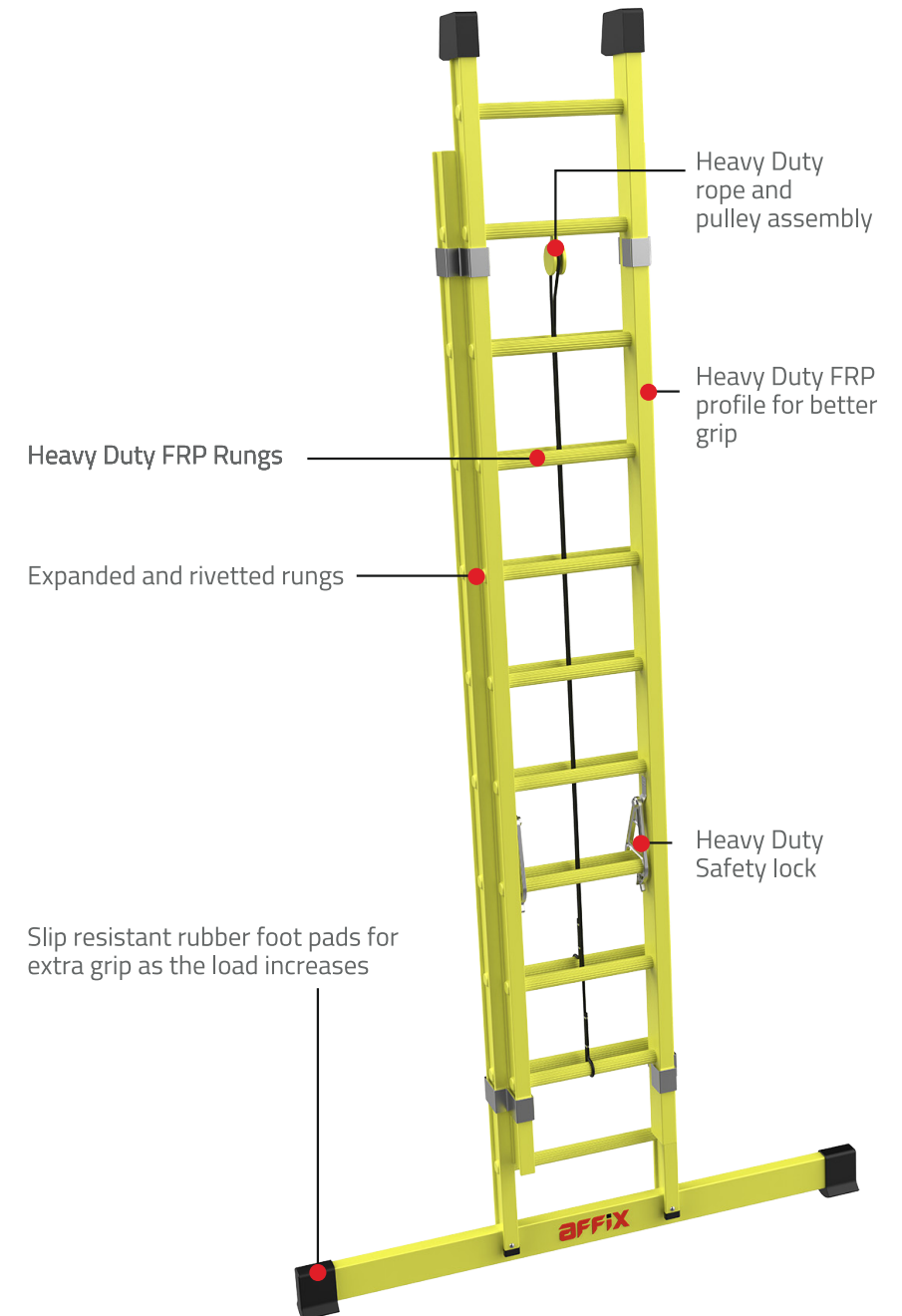
Full FRP

Max Load Capacity

150 Kgs

Max Working Height

7.70 Mtr



Step Stool | Professional | Semi-Rigorous Use

Model No. SF0224M

All measurements in Mtr and weight in Kgs (Approx)

Code	Steps	Weight	Standing Height	Width	Dimension	Steps Width	Working Height
SF0224M02	1+1	6.5	0.6	0.35	250x350	0.15	2.6
SF0224M03	2+1	8.9	0.9	0.35	250x350	0.15	2.9



Ladder standard	EN131
Class	Professional
Duty	Medium
Material	FRP
Max Load Capacity	150 Kgs
Max Working Height	2.9 Mtr





Special Access Solutions





Self Levelling Collapsing Stairs | Professional

Model No. SAA0122


All measurements in Mtr and weight in Kgs (Approx)

Code	Height Range	Steps	Weight	Width
SAA012203	0.40-0.75	3	38.00	1.00
SAA012206	0.90-1.50	6	67.00	1.00
SAA012209	1.40-2.10	9	93.00	1.00
SAA012212	1.80-2.70	12	120.00	1.00
SAA012215	2.30-3.40	15	149.00	1.00
SAA012218	2.70-4.20	18	177.00	1.00

Self Levelling Collapsing Stairs are used for a safe, fast and easy access between floors, decks and in trenches. They are temporary access solution manufactured to suit various heights within the stair's range in one product.

Features:

- These steps self level to suit any height within the stair's range.
- Manufactured with lightweight ultra-strong aluminium extruded section.
- Safe for easy access between floors, decks and in trenches.
- Fast and easy assembly.



Compliant with	BS 12811
Class	Professional
Material	Aluminium
Max Load Capacity	500 kgs



Cross-Over Platform Steps | Professional

Model No.SAA0121

All measurements in Mtr and weight in Kgs (Approx)

Code	Steps	Degree Of Inclination	Platform Height	Total Height	Width	Platform Length	Total Length (45°/60°,0.6 M PF)	Total Length (45°/60°,1.0 M PF)	Steps Width
SAA012103	3	45°/60°	0.60	1.70	0.60/0.80	0.60-1.00	2.10/1.51	2.50/1.91	0.15/0.25
SAA012104	4	45°/60°	0.85	1.95	0.60/0.80	0.60-1.00	2.60/1.81	3.00/2.21	0.15/0.25
SAA012105	5	45°/60°	1.10	2.20	0.60/0.80	0.60-1.00	3.10/2.11	3.50/2.51	0.15/0.25
SAA012106	6	45°/60°	1.35	2.45	0.60/0.80	0.60-1.00	3.60/2.42	4.00/2.82	0.15/0.25
SAA012107	7	45°/60°	1.60	2.70	0.60/0.80	0.60-1.00	4.10/2.72	4.50/3.12	0.15/0.25
SAA012108	8	45°/60°	1.85	2.95	0.60/0.80	0.60-1.00	4.60/3.00	5.00/3.42	0.15/0.25
SAA012109	9	45°/60°	2.10	3.20	0.60/0.80	0.60-1.00	5.10/3.32	5.50/3.72	0.15/0.25

Aluminium Cross-Over Platform Steps are manufactured with ease of mobility and safety in mind. These platform steps provide safe walkways over a variety of obstacles such as conveyors, machines, pipes and other hazardous areas. Our Cross-Over Steps can be mounted at the legs for a more permanent solution or used with castor wheels for easy mobility.



Compliant with	EN14122 & EN131-7
Class	Professional
Material	Aluminium
Max Load Capacity	300 Kgs
Max Working Height	4.10 Mtr

Features:

- Option of mounting brackets/ wheels at the base.
- Option of removing one side handrails, can be used as raised work platform.
- 45° and 60° angle stairway.
- Platform with guardrails of 1100 mm height with toe board.
- Vertical platform height ranging between 0.60 Mtr to 2.1 Mtr.
- Platform length ranging between 0.60 Mtr to 1.0.
- Platform width ranging between 0.60 - 0.80.
- Load Capacity: 300 Kgs.




Cross-Over Bridge | Professional

Model No. SAA0126

Cross-Over Bridge system is used to provide safe access across trenches excavations, canals, footpaths and work sites. The system comes with removable access ramps for both the sides.

Features:

- Manufactured with lightweight ultra-strong aluminium extruded sections with natural finish.
- Wide ramp of 1 Mtr to facilitate easy cross over of small plant equipments.
- Each module length is 3 Mtr and can be joined together to form maximum length of 15 Mtr.
- Integrated lifting lugs.
- Removable access ramps for both the sides
- Anti-skid ribbed floor deck.
- Removable guardrails to protect workers from fall.





Mobile Platform Stairs/ Stepladder | Professional

Model No.SAA0124

All measurements in Mtr and weight in Kgs (Approx)

Code	Steps	Degree of Inclination	Platform Height	Total Height	Width	Platform Length	Total Length	Steps Width	Working Height
SAA012403	3	45°/60°	0.60	1.70	0.60/0.80	0.60-1.00	1.10-1.50	0.15/0.25	2.60
SAA012404	4	45°/60°	0.85	1.95	0.60/0.80	0.60-1.00	1.35-1.75	0.15/0.25	2.85
SAA012405	5	45°/60°	1.10	2.20	0.60/0.80	0.60-1.00	1.60-2.00	0.15/0.25	3.10
SAA012406	6	45°/60°	1.35	2.45	0.60/0.80	0.60-1.00	1.85-2.25	0.15/0.25	3.35
SAA012407	7	45°/60°	1.60	2.70	0.60/0.80	0.60-1.00	2.10-2.50	0.15/0.25	3.60
SAA012408	8	45°/60°	1.85	2.95	0.60/0.80	0.60-1.00	2.35-2.75	0.15/0.25	3.85
SAA012409	9	45°/60°	2.10	3.20	0.60/0.80	0.60-1.00	2.60-3.00	0.15/0.25	4.10
SAA012410	10	45°/60°	2.35	3.45	0.60/0.80	0.60-1.00	2.85-3.25	0.15/0.25	4.35

Affix offers you a work platform which is mobile, convenient, safe, easy to manoeuvre and best suitable where you need to frequently change working positions. All our solutions are certified by TUV and designed to comply with EN 14122.

Features:

- Available in two different inclination angles – 45° for a convenient access and 60° for constrained spaces.
- Available steps width 600mm and 800mm.
- Available platform width: 600mm x 800mm
- Available Platform heights is 600mm – 2100mm.
- The overall length varies between 1110mm – 2850mm (45°).
- The overall length varies between 1500mm – 3250mm (60°).
- Serrated anti-skid steps and platform surface.
- Optional barrier or swing door for guard rail.
- Removable modular guardrails and handrails.



Compliant with	EN14122
Class	Professional
Material	Aluminium
Max Load Capacity	300 Kgs
Max Working Height	4.35 Mtr





Working Bench | Professional

Model No. SAA0125

All measurements in Mtr and weight in Kgs (Approx)

Code	Steps	Platform Height	Width	Platform Length	Total Length	Weight	Working Height
SAA012502	2	0.50	0.38	1	1.20	8.10	2.50
SAA012503	3	0.70	0.50	1	1.20	8.75	2.70

Affix offers you a working bench ideal for plastering jobs which is convenient, safe, easy to carry and best suitable where you need to frequently change working positions.

Features:

- Available in two different heights – 0.50 Mtr and 0.70 Mtr for convenient access.
- Rough surface Platform top with anti-skid design.
- Foldable model for easy storage.



Material	Aluminium
Max Load Capacity	150 Kgs
Max Working Height	2.70 Mtr

Compliance

At **AFFIX**, our certified Quality Management System guarantees products are consistently rated higher in performance and value by the industry. This has been possible only because of our stringent quality control procedures. This assures our customers that our products have been inspected and/or tested to comply with strict **EN standards** for different products.

AFFIX is **EN 1004-1:2020** certified for its **Mobile Scaffolding** range of products. This Quality standard defines what materials, dimensions, design loads, safety and performance requirements mobile access towers should confirm to.

AFFIX is **BS 1139-6:2014** certified for its **Cantilever, Bridgeway and Stair Tower** range of products. This Quality standard specifies requirements for the structural design of prefabricated tower scaffolds utilizing components from mobile access and working towers specified in **EN 1004** but in configurations that are outside of the scope of that standard.

AFFIX is **BS 8620:2016** certified for its **Podium Steps** range of products. This Quality standard specifies requirements for an Low Level Work Platform with one working platform with side protection, for use by one person, with a maximum working platform height not greater than 2.5 m. The maximum working load of the LLWP is 150 kg.



AFFIX is EN 131 certified for its Portable Steps and Ladders range of products. This Quality standard is a European committee for standardisation (CEN) harmonised standard for portable steps and ladders, manufactured from metal and certain other materials such as GRP.

AFFIX is EN 74 certified for it's Couplers range of products. This Quality standard applies to scaffolding couplers only. It is used mostly for Double couplers, Swivel couplers and Sleeve couplers. This standard defines the requirement on Slip, Distortion and Other Characters to ensure safety of the product.

AFFIX is EN 12810-1:2003 and EN 12811-1:2003 certified for it's Cup-lock Scaffolding Components range of products. These Quality standards specifies the performance requirements, the general requirements for the structural design and assessment of prefabricated facade scaffold system and the methods of structural and general design for access and working scaffolds.



AFFIX is a Manufacturing Member of PASMA and the. This association is the recognised body and authority for mobile access towers. PASMA advances safety, standards and best practices across a wide range of sectors and represents the interests of its members in the UK, South Africa, South East Asia and the Middle East. We feel privileged to be associated with PASMA and helping them to advance safety and standards in the mobile access tower industry



AFFIX is also a Manufacturing Member of The Ladder Association and the member category is "Manufacturer; Supplier". We feel privileged to be associated with The Ladder Association and helping to progress safety and best practice step by step. As a member of the association, AFFIX is not only supposed to demonstrate compliance with ladder safety standards but we are also expected to provide inputs into the creation of those standards.



AFFIX is ISO 9001:2015 certified. These quality management standards, maintained by the International Organization of Standardization(ISO), provides a number of business process requirements for consistent product manufacturing and delivery to meet customer's expectations.





AFFIX

Finland

Affix Scaffolding Europe Oy

✉ info@affixscaffolding.eu

🌐 www.affixscaffolding.eu

India

Affix Scaffolding India Pvt Ltd.

✉ info@affixscaffold.com

🌐 www.affixscaffold.com

Estonia

Affixscaffolding Europe Ou

✉ info@affixscaffolding.eu

🌐 www.affixscaffolding.eu

Qatar

Affix Scaffolding WLL

✉ info@affixscaffolding.com

🌐 www.affixscaffolding.com

Saudi Arabia

Affix Gulf Scaffolding Manufacturing LLC

✉ info@affixksa.com

🌐 www.affixksa.com

To know more

