




Mobile Scaffolding



Company Profile

Building the Future with Safety, Strength & Innovation

Affix Scaffolding is a trusted name in the world of scaffolding and formwork solutions. With years of experience and a deep commitment to safety and quality, we specialize in designing, manufacturing, and supplying a wide range of scaffolding systems, formwork products, and access solutions for the construction and industrial sectors.

At Affix, we believe in creating solutions that are not only safe and efficient but also cost-effective. Our products are engineered to meet international safety standards and are rigorously tested to perform in the most demanding environments. Whether you're working on a residential building, high-rise tower, industrial plant, or infrastructure project — Affix Scaffolding is your reliable partner at every stage.

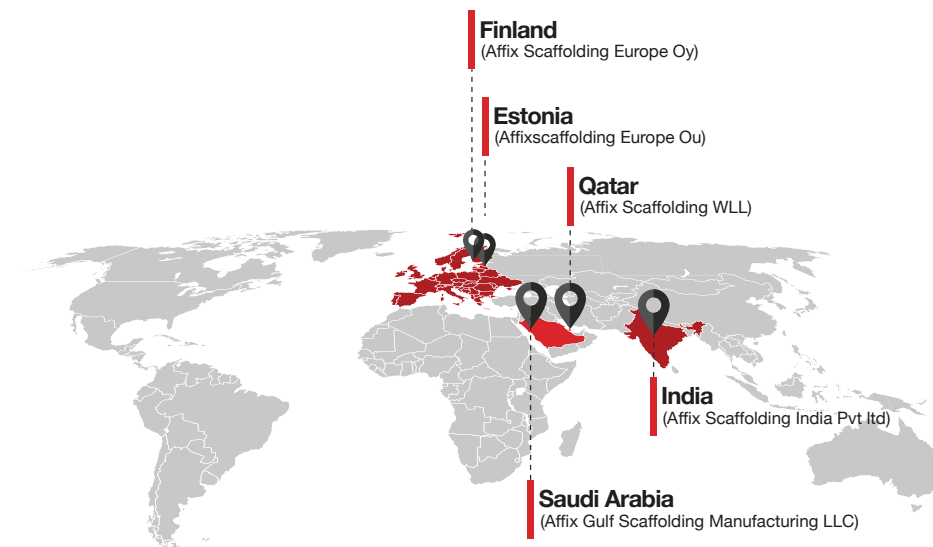


Our Global Presence

We are proud to have established a strong footprint across the globe. What started as a local venture has grown into a global brand serving clients across the Middle East, Europe & Asia. Our offices, distribution centers, and network of trusted partners allow us to deliver products and services quickly and efficiently — no matter where your project is located.

Our manufacturing operations are anchored by state-of-the-art factories located in India and Qatar, ensuring consistent quality and timely production. To streamline our global supply chain and meet the demands of diverse markets, we maintain strategically located warehouses in Saudi Arabia and Europe, allowing us to provide faster service and seamless logistics support.

With a strong global footprint and a reputation for excellence, Affix Scaffolding continues to expand its reach while upholding the highest standards in product quality and customer satisfaction.



Aluminium Mobile Scaffolding



Member of



EN1004-1:2020 by TUV India



Statement of Confirmation

No.: CE/21-22/004

Client's Reference – TUV-EN-AL-MobileScaffoldings-001

Name & Address of the Manufacturer:
AFFIX SCAFFOLDING.
Hugo Building, Office No.13
Opp Old Fatihima Shopping Centre
Umm Dom Street, Muaither, Doha , Qatar

Product Type:

- Aluminium Mobile Scaffoldings Single width, Double width and Mobile Tower
- Aluminium Scaffolding Single width length 2.0mtr
- Aluminium Scaffolding Single width length 2.5mtr
- Aluminium Scaffolding Double width length 2.0mtr
- Aluminium Scaffolding Double width length 2.5mtr
- Solo Tower
- Stairway Tower

Review Results/Observations:

Based on the tests carried out, review of the test reports submitted –
the above product/s, generally comply with the Safety requirements of the European Standard:

EN-1004-1:2020

Validity: 22 October 2024 (Subject to annual factory production control audits)



Mahesh Gaur
General Manager - Product Certification and Product Testing
(This Statement of Confirmation is valid under the conditions stated overleaf)

Registered & Head Office: 801, Raheja Plaza I, LBS Marg, Ghatkopar (W), Mumbai 400 086 | Email: infoindia@tuv-nord.com Tel: +91-22-66477000
Website: www.tuv-nord.com/in Toll Free Number: 1800-209-0902

Job no: 8118946165

BS1139-6:2014



Statement of Confirmation

No.: CE/21-22/046

Client's Reference – EN-AS-BS-2122-000

Name & Address of the Manufacturer:
AFFIX SCAFFOLDING.
Hugo Building, Office No.13
Opp Old Fatihima Shopping Centre
Umm Dom Street, Muaither, Doha , Qatar

Product Type:

- Cantilever Tower
- Bridgeway Tower
- Stair Tower

Review Results/Observations:

The Technical File referenced above submitted by the manufacturer has been reviewed for its document contents –
the above product/s, generally comply with the Safety requirements of the British Standards:

BS-1139-6:2014

Validity: 15 November 2024 (Subject to annual factory production control audits)



Mahesh Gaur
General Manager - Product Certification and Product Testing Laboratory
(This Statement of Confirmation is valid under the conditions stated overleaf)

Registered & Head Office: 801, Raheja Plaza I, LBS Marg, Ghatkopar (W), Mumbai 400 086 | Email: infoindia@tuv-nord.com Tel: +91-22-66477000
Website: www.tuv-nord.com/in Toll Free Number: 1800-209-0902

Job no: 8119218584

BS8620:2016



TUV INDIA
TUV NORD Group

Statement of Confirmation

No.: CE/21-22/112

Client's Reference – EN-AS-AP-2122-000

Name & Address of the Manufacturer:

AFFIX SCAFFOLDING.
Hugo Building, Office No.13
Opp Old Fatihima Shopping Centre
Umm Dom Stree, Muaither, Doha , Qatar

Product Type: Low Level Work Platform

Review Results/Observations:

The Technical File referenced above submitted by the manufacturer has been reviewed for its document contents – the above product/s, generally comply with the Safety requirements of the British Standards:

BS-8620:2016

Validity: -15 November 2024 (Subject to annual factory production control audits)



Maresh Gaur
General Manager - Product Certification and Product Testing Laboratory

(This Statement of Confirmation is valid under the conditions stated overleaf)

Registered & Head Office: 801, Raheja Plaza I, LBS Marg, Ghatkopar (W), Mumbai 400 086 | Email: infoindia@tuv-nord.com Tel: +91-22-66477000
Website: www.tuv-nord.com/in Toll Free Number: 1800-209-0902

Job no: 8119218584

PASMA Certificate



PASMA[®]
prefabricated access suppliers' and manufacturers' association

certificate

This is to certify that
Affix Scaffolding WLL

is a member of PASMA

for the year **2021**

and is helping to advance safety and standards
in the mobile access tower industry

Membership Category(s)
Manufacturer; Hirer/Dealer



PASMA Chairman

Prefabricated Access Suppliers' & Manufacturers' Association Ltd
PO Box 26969, Glasgow G3 9DR, UK
+44 (0)345 230 4041 | info@pasma.co.uk | pasma.co.uk

Certificate of Membership Rev 7 2021

ISO Certificate



CERTIFICATE

This is to Certify that the
Quality Management System
of

AFFIX SCAFFOLDING WLL

HUGO BUILDING, OFFICE NO:13, OPP: FATIMA SHOPPING CENTER,
UMM DOM STREET, MUAITHER, STATE OF QATAR.

has been independently assessed and is compliant
with the requirements of

ISO 9001:2015

This Certificate is applicable to the following product or service ranges:

MANUFACTURING, SUPPLY & INSTALLATION OF CUPLOCK SCAFFOLDING,
FRAMWORK, ALUMINIUM SCAFFOLDING & LADDERS, SCAFFOLDING
RENTAL, FIXING, DISMANTLING & MAINTENANCE SERVICES.

Certificate No.: QA86716A

Date of initial registration	09 October 2019
Date of this Certificate	09 October 2019
Surveillance audit on or before	08 October 2020
Recertification Due / Certificate expiry	08 October 2022

This Certificate is property of LMS Certifications and remains valid
subject to satisfactory surveillance audits.

Director

For verification and updated information concerning the present certificate visit to www.lmscert.com
This Certificate is the property of LMS Certification Limited and shall be returned immediately when demanded.



LMS Certification Limited
35 Park Hill, Huddersfield, HD2 1QG, West Yorkshire, United Kingdom.
Phone : +44 2089355094
Web :- www.lmscert.com
E-mail :- info@lmscert.com



LMS/IAS/F105Q/17/REV02

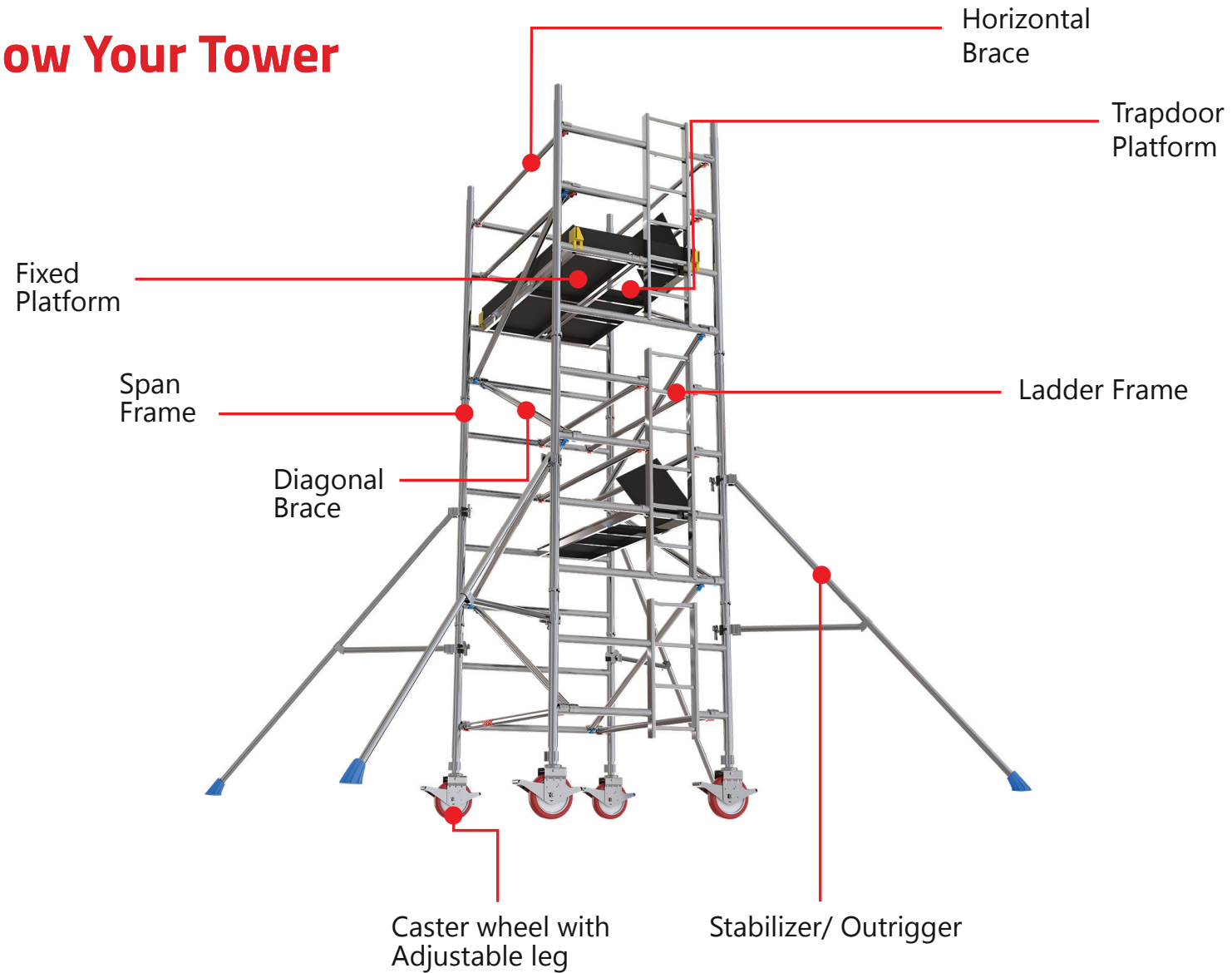
Affix is Concerned for Your Safety!

Let's go through some Safety precautions as they are important for using our products.

- Select the right equipment for your work
- Always follow Manufacturers user guide.
- Check that equipment is in good working condition.
- Assess all risks
- Always avoid exposure to risks
- Make sure users are confident and competent.
- Always use the correct PPE
- For any doubts or concerns we are just an email away
@ support@affixscaffolding.com



Know Your Tower



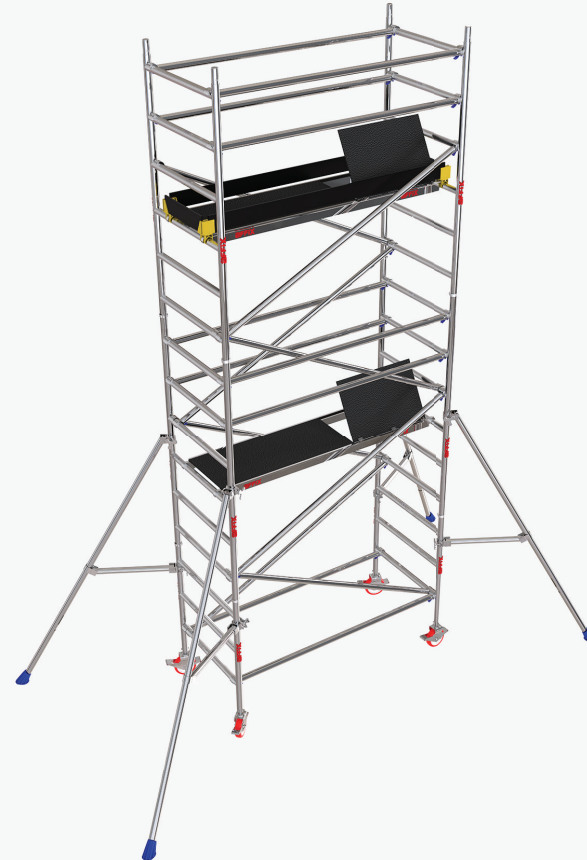


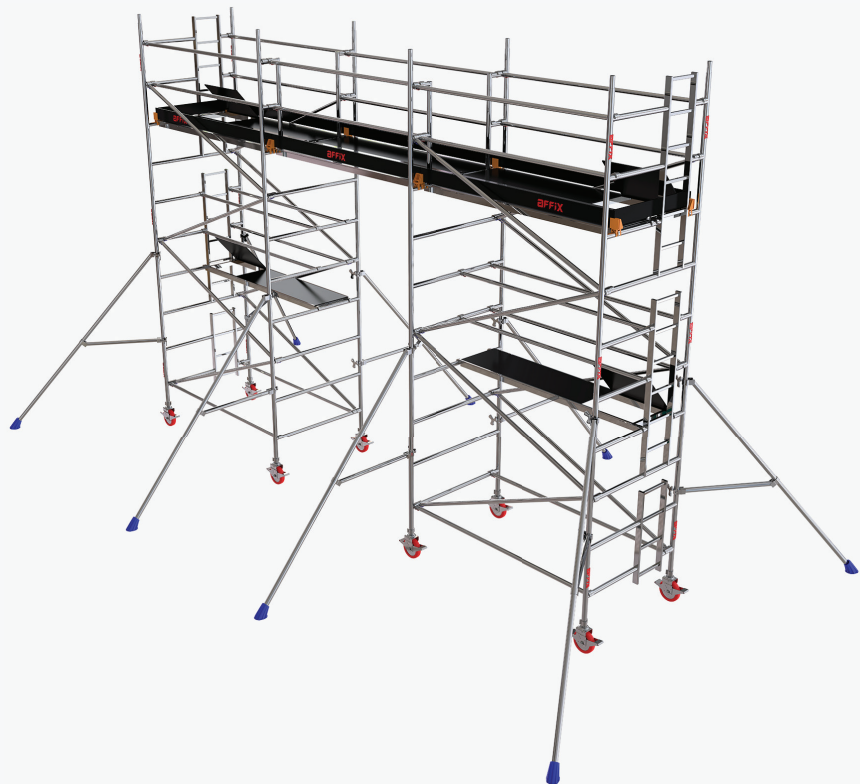
Double Width Mobile Towers:

This is the most versatile tower across the segment and ideal for working in normal applications. No separate ladders required, it has integral vertical ladder, class D for 3T method access. No separate guardrail frames required Just install the working platform on the third rung from the top of the tower and the required guardrail height will be achieved.

Single Width Mobile Towers:

This tower is ideal for constrained spaces and is available in 0.9 Mtr width. No ladders required for access. It has a 333mm rung spacing which facilitates the scaffolder to access from either side of the tower and still ensures 3T method access.





Bridge Towers:

This tower is ideal for your requirement of large working platforms. This assembly of two towers connected using a large bridge platform gives you a very large working platform area and a long clear span between them underneath. This is ideal for bridging over machines, desks, pipe work runs etc or to work on billboards etc.

Cantilever Towers:

This tower is ideal for enabling a user to access and work over almost any type of obstructions. This tower is built over our regular double width tower with a maximum working height of 9.3 Mtrs..





Aluminium Mobile Stairway Towers:

This tower is ideal for scenarios when user has to ascend or descend the tower frequently and also carrying some light equipment or tools in his hands. It has staircase with handrails which provide safety and ease.

Stair Towers:

This is an ideal tower when you need to work with ease and safety on both industrial and domestic staircases. It has easy access from both sides of the stairwell unit to the platform. It is built on our standard single width tower with 333mm rung spacing. Simply open and close the gate, walk through the frame then climb the frame.



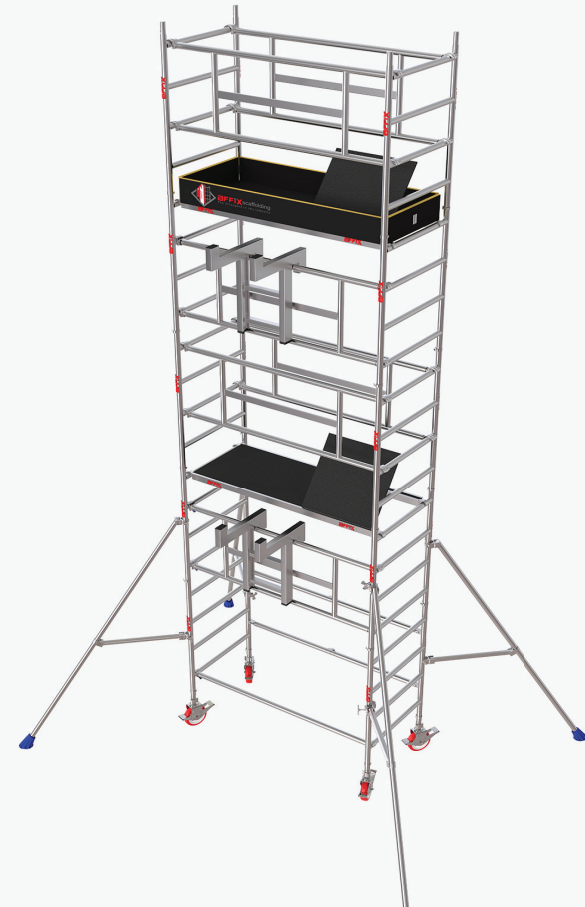


Podium:

Ideal for low working height requirements upto a maximum of 3 Mtrs. It provides an easy solution when working in constrained spaces and allows the unit to be easily manoeuvred through doorways and corridors.

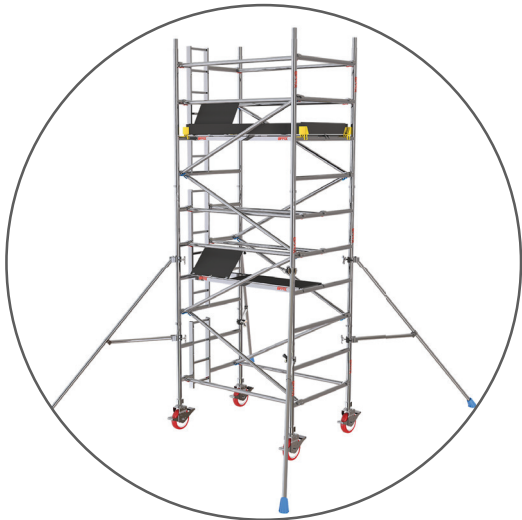
Solo Towers:

The most compact and versatile tower. This tower is designed such that it can be easily assembled and dismantled by one person. The storage and transport trolley forms the base of the tower and that helps to keep all the components together when not in use or when being transporting the tower to the job site. This tower fits through standard doorways (800mm).



Double Width Mobile Tower MADW

Tower standard	EN 1004-1:2020
Platform length	2.0 Mtr and 2.5 Mtr
Tower width	1.35 Mtr
Tower Length	2.0 Mtr and 2.5 Mtr
Min Platform Height	1.2 Mtr
SWL of Tower	750 Kgs
SWL of Platform	250 Kgs
Joint type	Full 360° welded frame joint connections



Assembly Video



MADW Series Components Table

[illegible]

Single Width Mobile Tower MASW

Tower standard	EN 1004-1:2020
Platform length	2.0 Mtr
Tower width	0.90 Mtr
Tower Length	2.0 Mtr
Min Platform Height	1.2 Mtr
SWL of Tower	600 Kgs
SWL of Platform	250 Kgs
Joint type	Full 360° welded frame joint connections



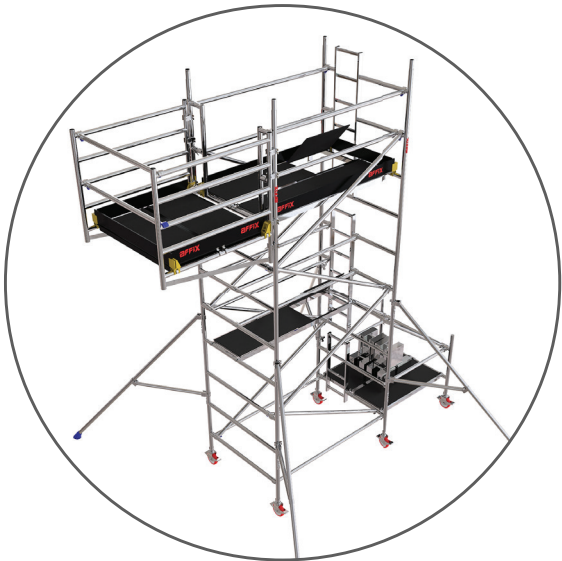
MASW Series Components Table

Download Assembly Manual 

[illegible]

Cantilever Mobile Tower MACL

Tower standard	BS1139-6
Platform length	2.0 Mtr and 2.5 Mtr
Cantilever Length	1.4 Mtr
Tower width	1.35 Mtr
Tower Length	2.0 Mtr and 2.5 Mtr
Min Platform Height	2.3 Mtr
SWL of Tower	750 Kgs
SWL of Platform	250 Kgs
Joint type	Full 360° welded frame joint connections



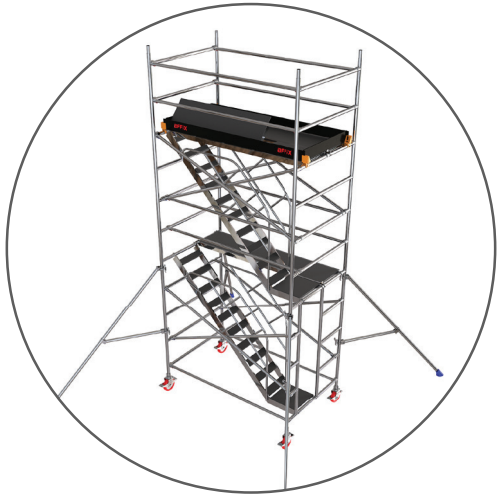
MACL Series Components Table


[Download Assembly Manual](#) 

2.0 Mtr Length 2.5 Mtr Length		MACL MACL	320 325	420 425	520 525	620 625	720 725	820 825
Tower Height	in Mtrs		3.3	4.3	5.3	6.3	7.3	8.3
Working Height	in Mtrs		4.3	5.3	6.3	7.3	8.3	9.3
Platform Height	in Mtrs		2.3	3.3	4.3	5.3	6.3	7.3
Weight (2.0/2.5 Mtr Length)	in Kgs		169/177	198/219	216/237	246/271	266/291	296/325
Counterweight (2.0/2.5 Mtr Length)	in Kgs		190/230	200/240	210/250	220/260	230/270	240/280
Components	Code	Specs						
Ladder Frame	FL20135	2.0 Mtrs	0	2	2	3	3	4
Span Frame	FS20135	2.0 Mtrs	1	1	1	2	2	3
Walkthrough Frame	CFW20135	2.0 Mtrs	1	1	1	1	1	1
Ladder Frame Mini	FL10135	1.0 Mtr	1	0	1	0	1	0
Span Frame Mini	FS10135	1.0 Mtr	1	0	1	0	1	0
Cantilever Frame	FC10140	1.4 Mtrs	2	2	2	2	2	2
Cantilever Horizontal Braces	CBH140	1.4 Mtrs	2	2	2	2	2	2
Cantilever Platform	CPF140	1.4 Mtrs	2	2	2	2	2	2
Counterweight Frame	FC10135	1.4 Mtrs	1	2	2	2	2	2
Counterweight Platform	CPF140	1.4 Mtrs	2	2	2	2	2	2
Counterweight Horizontal	CBH140	1.4 Mtrs	2	2	2	2	2	2
Counterweight Diagonal	BD200/250	2.2/2.7 Mtrs	2	2	2	2	2	2
Caster Wheel	CW200	8 Inches	6	6	6	6	6	6
Adjustable Jack	JA500	0.5 Mtrs	6	6	6	6	6	6
Horizontal Braces	BH200/250	2.0/2.5 Mtrs	6	10	10	14	14	18
Diagonal Braces	BD200/250	2.2/2.7 Mtrs	4	6	8	10	12	14
Stabilizer	ST200	2.0 Mtrs	4	4	0	0	0	0
Stabilizer	ST300	3.0 Mtrs	0	0	4	4	0	0
Stabilizer	ST450	4.5 Mtrs	0	0	0	0	4	4
Stabilizer	ST600	6.0 Mtrs	0	0	0	0	0	0
Platform Trapdoor	PT200/250	2.0/2.5 Mtrs	1	2	2	3	3	4
Platform Fixed	PF200/250	2.0/2.5 Mtrs	1	1	1	1	1	1
Toe Board	BT200/250	Set	1	1	1	1	1	1

Stairway Mobile Tower MASY

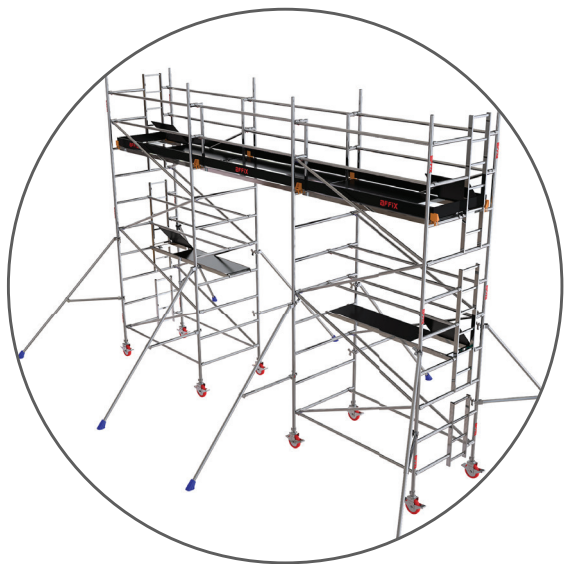
Tower standard	EN 1004-1:2020
Platform length	2.5 Mtr
Tower width	1.50 Mtr
Tower Length	2.5 Mtr
Min Platform Height	2.6 Mtr
SWL of Tower	750 Kgs
SWL of Platform	250 Kgs
Joint type	Full 360° welded frame joint connections



MASY Series Components Table				Download Assembly Manual					
2.5 Mtr Length		MASY	325	525	725	925	1125	1325	
Tower Height		in Mtrs	3.6	5.6	7.6	9.6	11.6	13.6	
Working Height		in Mtrs	4.6	6.6	8.6	10.6	12.6	14.6	
Platform Height		in Mtrs	2.6	4.6	6.6	8.6	10.6	12.6	
Weight		in Kgs	139	210	284	359	427	496	
Components	Code	Specs							
Walkthrough Frame	FW20150	2.0 Mtrs	1	1	1	1	1	1	
Walkthrough Frame	FW13150	1.3 Mtrs	1	1	1	1	1	1	
Span Frame	FS20150	2.0 Mtrs	1	3	5	7	9	11	
Span Frame	FS13150	1.3 Mtr	1	1	1	1	1	1	
Staircase with Handrail Set	SC2025		1	2	3	4	5	6	
Caster Wheel	CW200	8 Inches	4	4	4	4	4	4	
Adjustable Jack	JA500	0.5 Mtr	4	4	4	4	4	4	
Horizontal Braces	BH250	2.5 Mtrs	6	10	14	18	22	26	
Diagonal Braces	BD270	2.7 Mtrs	4	8	12	16	20	24	
Stabilizer	ST200	2.0 Mtrs	4	0	0	0	0	0	
Stabilizer	ST300	3.0 Mtrs	0	4	0	0	0	0	
Stabilizer	ST450	4.5 Mtrs	0	0	4	0	0	0	
Stabilizer	ST600	6.0 Mtrs	0	0	0	4	4	4	
Platform Trapdoor	PT250	2.5 Mtrs	1	1	1	1	1	1	
Platform Fixed	PF250	2.5 Mtrs	1	2	3	4	5	6	
Toe Board	BT250	Set	1	1	1	1	1	1	

Bridgeway Mobile Tower MABW

Tower standard	BS1139-6
Platform length	2.5 Mtr
Tower width	1.35 Mtr
Tower Length	7.5 Mtr
Min Platform Height	2.2 Mtr
SWL of Tower	750 Kgs
SWL of Platform	250 Kgs
Joint type	Full 360° welded frame joint connections



MABW Series Components Table

Download Assembly Manual 

2.5 Mtr Length		MABW	325	425	525	625	725	825	925	1025
Tower Height		in Mtrs	3.2	4.3	5.3	6.3	7.3	8.3	9.3	10.3
Working Height		in Mtrs	4.2	5.3	6.3	7.3	8.3	9.3	10.3	11.3
Platform Height		in Mtrs	2.2	3.3	4.3	5.3	6.3	7.3	8.3	9.3
Weight		in Kgs	244	326	357	430	466	539	576	649
Components										
Components	Code	Specs								
Ladder Frame	FL20135	2.0 Mtrs	2	4	4	6	6	8	8	10
Span Frame	FS20135	2.0 Mtrs	0	2	2	4	4	6	6	8
Walkthrough Frame	FW20135	2.0 Mtrs	2	2	2	2	2	2	2	2
Ladder Frame Mini	FL10135	1.0 Mtr	2	0	2	0	2	0	2	0
Span Frame Mini	FS10135	1.0 Mtr	2	0	2	0	2	0	2	0
Caster Wheel	CW150	6 Inches	8	0	0	0	0	0	0	0
Caster Wheel	CW200	8 Inches	0	8	8	8	8	8	8	8
Adjustable Jack	JA500	0.5 Mtrs	8	8	8	8	8	8	8	8
Horizontal Braces	BH250	2.5 Mtrs	12	20	20	28	28	36	36	44
Diagonal Braces	BD250	2.7 Mtrs	8	12	16	20	24	28	32	36
Stabilizer	ST200	2.0 Mtrs	8	0	0	0	0	0	0	0
Stabilizer	ST300	3.0 Mtrs	0	8	8	8	0	0	0	0
Stabilizer	ST450	4.5 Mtrs	0	0	0	0	8	8	0	0
Stabilizer	ST600	6.0 Mtrs	0	0	0	0	0	0	8	8
Platform Trapdoor	PT250	2.5 Mtrs	2	4	4	6	6	8	8	10
Platform Fixed	PF250	2.5 Mtrs	2	2	2	2	2	2	2	2
Bridge Deck	PT250	2.5Mtrs	2	2	2	2	2	2	2	2
Toe Board	BT250	Set	3	3	3	3	3	3	3	3

Stair Tower MAST

Tower standard	BS1139-6
Platform length	2.0 Mtr
Tower width	0.90 Mtr
Tower Length	2.0 Mtr
Min Platform Height	3.0 Mtr
SWL of Tower	600 Kgs
SWL of Platform	200 Kgs
Joint type	Full 360° welded frame joint connections



MAST Series Components Table

[Assembly Video](#)



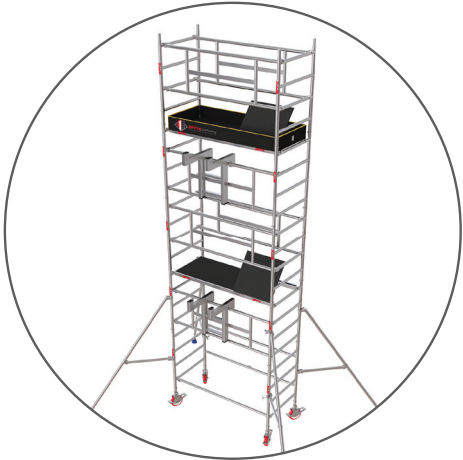
2.0 Mtr Length		MAST	420	620	820	1020
Tower Height	in Mtrs		4.0	6.0	8.0	10.0
Working Height	in Mtrs		5.0	7.0	9.0	11.0
Platform Height	in Mtrs		3.0	5.0	7.0	9.0
Weight	in Kgs		104	125	166	206
Components	Code	Specs				
Walkthrough Frame	FW20900	2.0 Mtrs	2	2	2	2
Span Frame	FS20900	2.0 Mtrs	1	3	5	7
Span Frame	FS10900	1.0 Mtrs	1	1	1	1
Adjustable Jack with Base Plate	JA500	0.5 Mtr	4	4	4	4
Horizontal Braces	BH200	2.0 Mtr	12	16	20	24
Diagonal Braces	BD200	2.2 Mtrs	4	8	12	16
Stabilizer	ST200	2.0 Mtrs	4	0	0	0
Stabilizer	ST300	3.0 Mtrs	0	4	0	0
Stabilizer	ST450	4.5 Mtrs	0	0	4	4
Stabilizer	ST600	6.0 Mtrs	0	0	0	0
Trapdoor Platform	PT200	2.0 Mtrs	1	2	3	4
Toe Board	BT200	Set	1	1	1	1

Solo Tower MASL



Assembly Video

Tower standard	EN 1004-1:2020
Platform length	1.5 Mtr
Tower Width	0.75 Mtr
Tower Length	1.5 Mtr
Min Platform Height	1.2 Mtr
Max Platform Height	4.2 Mtr
SWL of Tower	600 Kgs
SWL of Platform	200 Kgs
Joint type	Full 360° welded frame joint connections



MASL Series Components Table

		MASL	215	315	415	515
Tower Height	in Mtrs		2.2	3.2	4.2	5.2
Working Height	in Mtrs		3.2	4.3	5.2	6.2
Platform Height	in Mtrs		1.2	2.2	3.2	4.2
Weight	in Kgs		59.0	81.0	113.0	122.0
Components	Code	Specs				
Base Frame (Folding)	FFB10750	1.0 Mtrs	1	1	1	1
Span Frame	FS10750	1.0 Mtrs	2	4	6	8
Adjustable Jack	JA500	0.5 Mtrs	4	4	4	4
Caster Wheels	CW150	6 Inches	4	4	4	4
GuardRail Frame	RG150	1.5 Mtr	2	3	4	6
Horizontal Braces	BH150	1.5Mtrs	1	1	1	1
Trapdoor Platform	PT150	1.5Mtrs	1	1	2	2
Stabilizer	ST200	2.0Mtrs	0	4	4	0
Stabilizer	ST300	3.0 Mtrs	0	0	0	4
Assembly Bracket	BA0305	-	0	1	2	2
Toe Board	BT150	Set	1	1	1	1

Mobile Podium MAPD



Tower standard	BS8620
Podium Height	2.0 Mtr
Podium width	0.80 Mtr
Platform Dimension	0.70 x 0.70 Mtr
Podium Length	1.5 Mtr
Min Platform Height	1.0 Mtr
SWL of Tower	150 Kgs
Joint type	Full 360° welded frame joint connections

Download Assembly Manual 

FRP Mobile Scaffolding

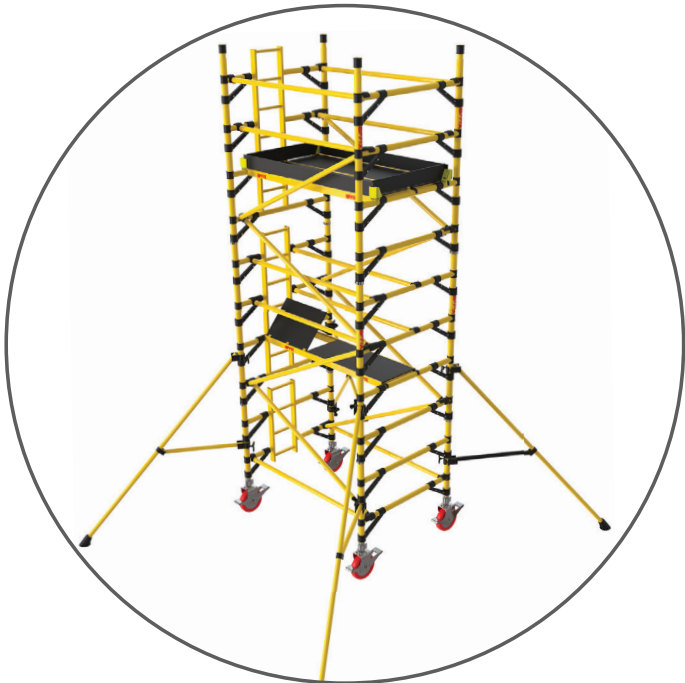


Member of



FRP Double Width Tower MFDW

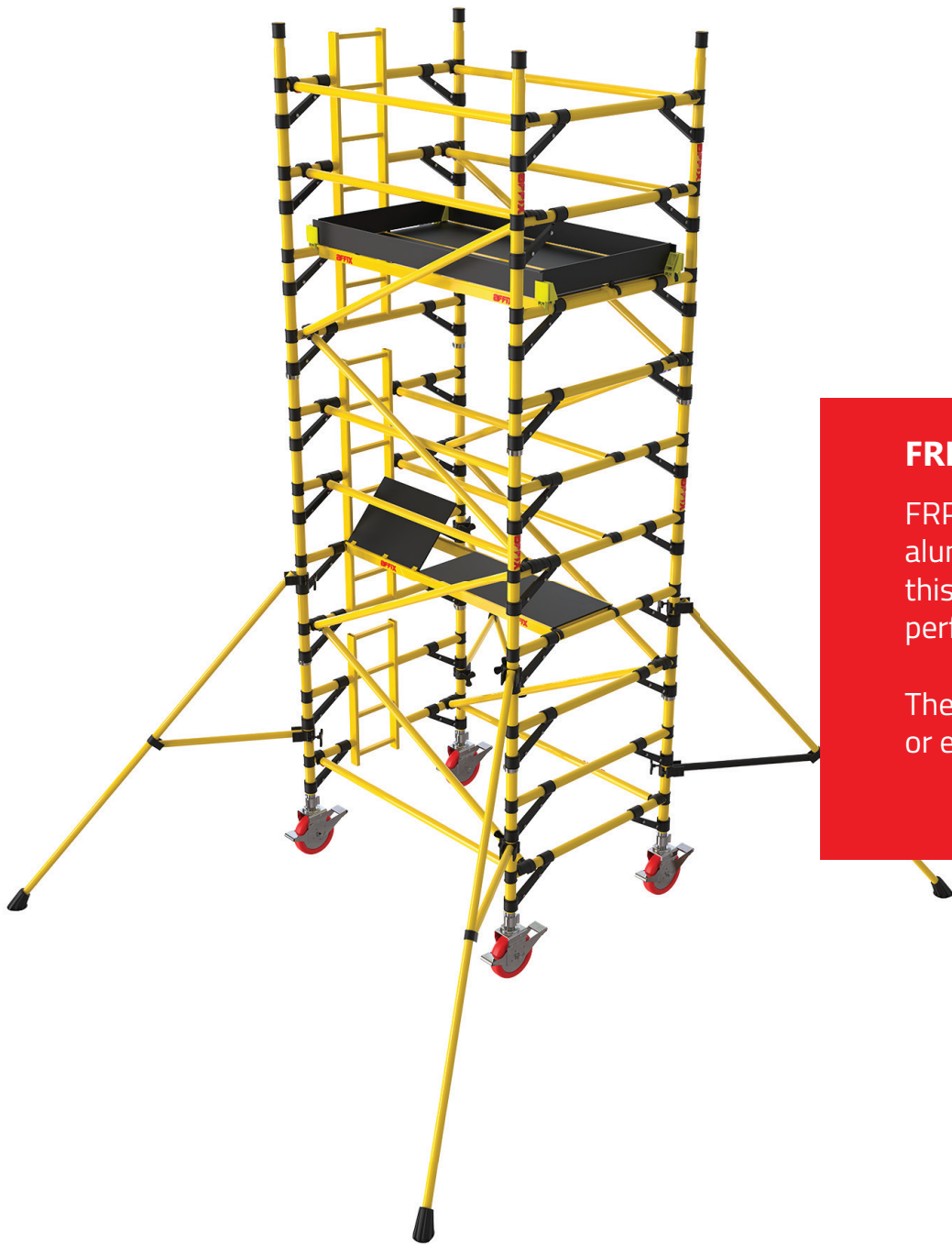
Platform length	2.0 Mtr and 2.5 Mtr
Tower width	1.35 Mtr
Tower Length	2.0 Mtr and 2.5 Mtr
Min Platform Height	1.2 Mtr
SWL of Tower	750 Kgs
SWL of Platform	250 Kgs



MFDW Series Components Table

Download Assembly Manual 

[illegible]



FRP Double Width Mobile Tower:

FRP (Fibreglass) electrical shockproof Scaffolding Tower: Designed for work places where aluminium or steel scaffolding is unsuitable because of their highly conductive property, this tower is best suitable because it is non-conductive and non-sparking, making it perfect for areas with a risk of electrocution or fire.

The non-corroding fiberglass is best to handle in any climate. It doesn't get extremely hot or extremely cold, but it is as strong as aluminium or steel.

Steel Mobile Scaffolding



Member of



Baker Scaffolding MSBK

Platform length	1.8 Mtr
Tower width	0.90 Mtr
Tower Length	1.8 Mtr
Min Platform Height	1.2 Mtr
Max Platform Height	4.2 Mtr
Max Working Height	6.2 Mtr
SWL of Tower	450 Kgs
Joint type	Full 360° welded frame joint connections



Baker /Perry style/ Narrow frame scaffoldings, are among the most popular construction equipment because of their versatility. They are preferred over ladders because they allow workers to maintain their balance and work with extra ease and safety while working on the scaffolding platform.

Baker scaffoldings are a pre-fabricated mobile scaffolds generally used to undertake overhead tasks at the construction sites. They are mostly used indoors for accessing ceilings or upper section of walls where one needs to reposition the ladders while working. This scaffolding is best suitable for painting, installing drywall, plastering, handling materials like ducts or even for laying overhead cables and other jobs where workers need to frequently change positions. These scaffoldings can be adapted to stairs, ramps, and other uneven surfaces.

Because of it's compact dimensions (1.8 Mtr Length x 0.9 Mtr Width), it is very convenient to manoeuvre through doors and narrow passages. The maximum reachable working height using baker scaffolding is 6.2 Mtr. Below this height it can be configured to any height

Assembly Video



At **AFFIX**, our certified Quality Management System guarantees products are consistently rated higher in performance and value by the industry. This has been possible only because of our stringent quality control procedures. This assures our customers that our products have been inspected and/or tested to comply with strict **EN standards** for different products.

AFFIX is **EN 1004-1:2020** certified for its **Mobile Scaffolding** range of products. This Quality standard defines what materials, dimensions, design loads, safety and performance requirements mobile access towers should confirm to.

AFFIX is **BS 1139-6:2014** certified for its **Cantilever, Bridgeway and Stair Tower** range of products. This Quality standard specifies requirements for the structural design of prefabricated tower scaffolds utilizing components from mobile access and working towers specified in **EN 1004** but in configurations that are outside of the scope of that standard.

AFFIX is **BS 8620:2016** certified for its **Podium Steps** range of products. This Quality standard specifies requirements for an Low Level Work Platform with one working platform with side protection, for use by one person, with a maximum working platform height not greater than 2.5 m. The maximum working load of the LLWP is 150 kg.



Compliance

AFFIX is EN 131 certified for its Portable Steps and Ladders range of products. This Quality standard is a European committee for standardisation (CEN) harmonised standard for portable steps and ladders, manufactured from metal and certain other materials such as GRP.

AFFIX is EN 74 certified for it's Couplers range of products. This Quality standard applies to scaffolding couplers only. It is used mostly for Double couplers, Swivel couplers and Sleeve couplers. This standard defines the requirement on Slip, Distortion and Other Characters to ensure safety of the product.

AFFIX is EN 12810-1:2003 and EN 12811-1:2003 certified for it's Cup-lock Scaffolding Components range of products. These Quality standards specifies the performance requirements, the general requirements for the structural design and assessment of prefabricated facade scaffold system and the methods of structural and general design for access and working scaffolds.



AFFIX is a Manufacturing Member of PASMA and the. This association is the recognised body and authority for mobile access towers. PASMA advances safety, standards and best practices across a wide range of sectors and represents the interests of its members in the UK, South Africa, South East Asia and the Middle East. We feel privileged to be associated with PASMA and helping them to advance safety and standards in the mobile access tower industry



AFFIX is also a Manufacturing Member of The Ladder Association and the member category is "Manufacturer; Supplier". We feel privileged to be associated with The Ladder Association and helping to progress safety and best practice step by step. As a member of the association, AFFIX is not only supposed to demonstrate compliance with ladder safety standards but we are also expected to provide inputs into the creation of those standards.



AFFIX is ISO 9001:2015 certified. These quality management standards, maintained by the International Organization of Standardization(ISO), provides a number of business process requirements for consistent product manufacturing and delivery to meet customer's expectations.





AFFIX

Finland

Affix Scaffolding Europe Oy

✉ info@affixscaffolding.eu

🌐 www.affixscaffolding.eu

India

Affix Scaffolding India Pvt Ltd.

✉ info@affixscaffold.com

🌐 www.affixscaffold.com

Estonia

Affixscaffolding Europe Ou

✉ info@affixscaffolding.eu

🌐 www.affixscaffolding.eu

Qatar

Affix Scaffolding WLL

✉ info@affixscaffolding.com

🌐 www.affixscaffolding.com

Saudi Arabia

Affix Gulf Scaffolding Manufacturing LLC

✉ info@affixksa.com

🌐 www.affixksa.com

To know more

