



Aircraft Maintenance Docks



AFFIX

Company Profile

Building the Future with Safety, Strength & Innovation

Affix Scaffolding is a trusted name in the world of scaffolding and formwork solutions. With years of experience and a deep commitment to safety and quality, we specialize in designing, manufacturing, and supplying a wide range of scaffolding systems, formwork products, and access solutions for the construction and industrial sectors.

At Affix, we believe in creating solutions that are not only safe and efficient but also cost-effective. Our products are engineered to meet international safety standards and are rigorously tested to perform in the most demanding environments. Whether you're working on a residential building, high-rise tower, industrial plant, or infrastructure project — Affix Scaffolding is your reliable partner at every stage.




Our Global Presence

We are proud to have established a strong footprint across the globe. What started as a local venture has grown into a global brand serving clients across the Middle East, Europe & Asia. Our offices, distribution centers, and network of trusted partners allow us to deliver products and services quickly and efficiently — no matter where your project is located.

Our manufacturing operations are anchored by state-of-the-art factories located in India and Qatar, ensuring consistent quality and timely production. To streamline our global supply chain and meet the demands of diverse markets, we maintain strategically located warehouses in Saudi Arabia and Europe, allowing us to provide faster service and seamless logistics support.

With a strong global footprint and a reputation for excellence, Affix Scaffolding continues to expand its reach while upholding the highest standards in product quality and customer satisfaction.





Check Video

 **AFFIX**

Aircraft Maintenance Docking System



Narrow-body Aircraft Maintenance Dock

Narrow-body Aircraft Maintenance Dock is used for maintenance of **B737 series, A220 and A320 series**, which meets the requirements of C/D inspection and painting activities of the aircraft. We offer nose-to-tail solutions as well as independent modules for a selected aircraft area. Complete structure is fabricated out of heavy duty extruded **Aluminium** profiles with natural finish.

The Nose dock, Fuselage dock, Tail dock, Wing dock and Engine dock combine together to form the complete Narrow-Body Aircraft Maintenance Dock system.

Our unique lightweight **Aluminium** rigid structure design makes it easy for user to manoeuvre the docks in an easy and safe manner.

We manufacture and supply efficient maintenance docks with a high level of safety for workers as well as the aircraft. Our system provides the optimum operational performance.

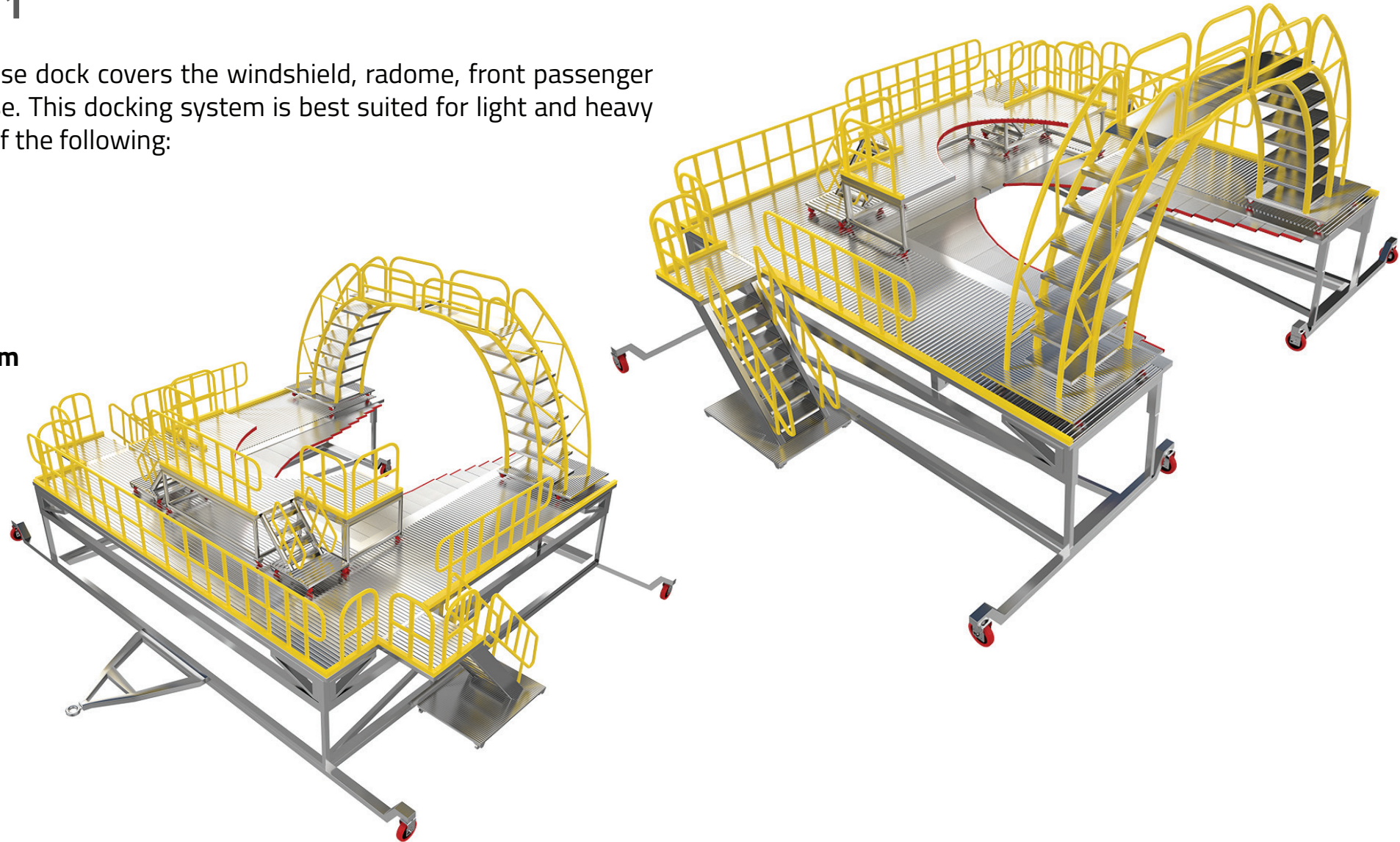


Nose Dock

Model No.SAA0321

The working area of the Nose dock covers the windshield, radome, front passenger door and the top of the nose. This docking system is best suited for light and heavy maintenance and consists of the following:

- **Main Platform**
- **Windshield Platform**
- **Radome Platform**
- **Passenger doors Platform**



Fuselage Dock

Model No.SAA0322

Fuselage Dock consists of the main platform, work area covered by main work platform is based on different aircraft models, which meets the C/D inspection and spray painting of the aircraft requirements of front, rear fuselage section and the fuselage of upper wing.



Wing Dock

Model No.SAA0323

Wing Dock consists of its outboard platform, inner platform, wingtip platform, the inner engine platform, and landing gear platform, which meets the C/D inspection and spray painting of the aircraft requirements of wings. It has three main parts:


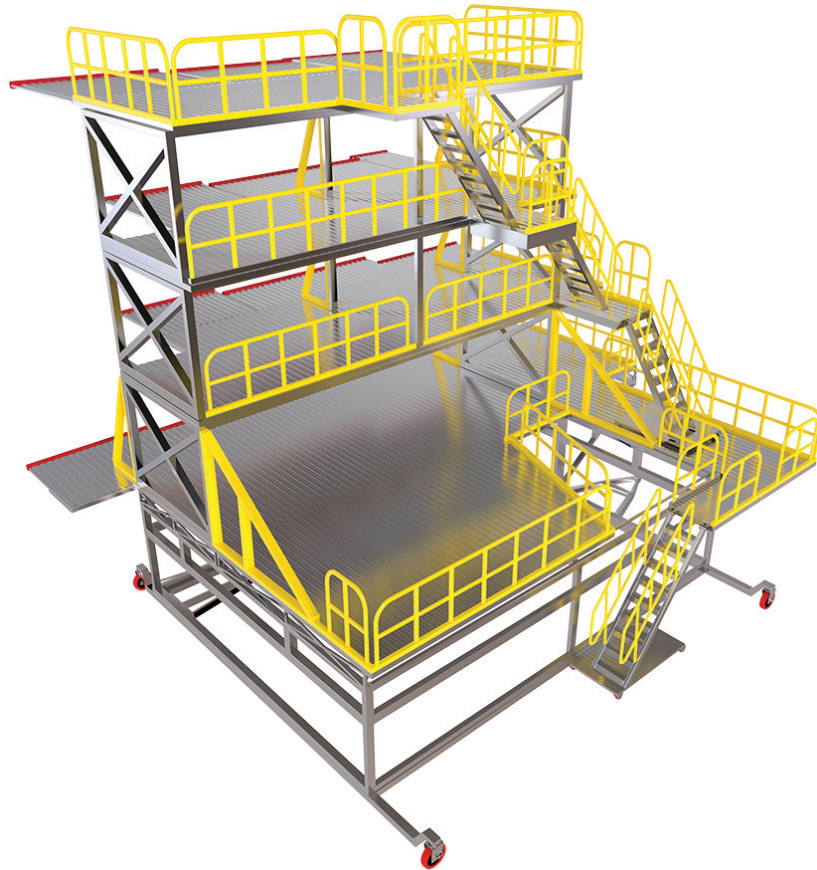
- **Outboard Platform:** It consists of the main platform and a wingtip platform. Using this platform, the outside area and the wing tips are accessible.
- **Inner Platform:** It consists of the main platform. Using this platform, the accessible area is from the outer side of the engine to the middle of the wing.
- **Inner Engine Platform:** It consists of the main platform. The accessible area using this platform covers the inside of the engine to the fuselage.
- **Landing Gear Platform:** It consists of the belly platform and the main platform. The accessible area using this platform covers the fuselage area, wing's root, engine tail and the landing gear.



Tail Dock

Model No.SAA0324



Tail Dock consists of vertical fin platform, horizontal tail platform and APU platform, which meets the C/D inspection and spray painting of aircraft requirements of rear passenger door, vertical fin, horizontal tail and APU.



Steel Access Platforms

Model No.SASA0321

These mobile access Platforms fabricated out of Mild Steel provide a heavy duty access solution for various types of within the hangar maintenance jobs like inner-cowl engine access, inspection, sanding, painting, cargo door operation, cleaning or carrying out small maintenance jobs.



At **AFFIX**, our certified Quality Management System guarantees products are consistently rated higher in performance and value by the industry. This has been possible only because of our stringent quality control procedures. This assures our customers that our products have been inspected and/or tested to comply with strict **EN standards** for different products.

AFFIX is **EN 1004-1:2020** certified for its **Mobile Scaffolding** range of products. This Quality standard defines what materials, dimensions, design loads, safety and performance requirements mobile access towers should confirm to.

AFFIX is **BS 1139-6:2014** certified for its **Cantilever, Bridgeway and Stair Tower** range of products. This Quality standard specifies requirements for the structural design of prefabricated tower scaffolds utilizing components from mobile access and working towers specified in **EN 1004** but in configurations that are outside of the scope of that standard.

AFFIX is **BS 8620:2016** certified for its **Podium Steps** range of products. This Quality standard specifies requirements for an Low Level Work Platform with one working platform with side protection, for use by one person, with a maximum working platform height not greater than 2.5 m. The maximum working load of the LLWP is 150 kg.



AFFIX is EN 131 certified for its Portable Steps and Ladders range of products. This Quality standard is a European committee for standardisation (CEN) harmonised standard for portable steps and ladders, manufactured from metal and certain other materials such as GRP.

AFFIX is EN 74 certified for it's Couplers range of products. This Quality standard applies to scaffolding couplers only. It is used mostly for Double couplers, Swivel couplers and Sleeve couplers. This standard defines the requirement on Slip, Distortion and Other Characters to ensure safety of the product.

AFFIX is EN 12810-1:2003 and EN 12811-1:2003 certified for it's Cup-lock Scaffolding Components range of products. These Quality standards specifies the performance requirements, the general requirements for the structural design and assessment of prefabricated facade scaffold system and the methods of structural and general design for access and working scaffolds.



AFFIX is a Manufacturing Member of PASMA and the. This association is the recognised body and authority for mobile access towers. PASMA advances safety, standards and best practices across a wide range of sectors and represents the interests of its members in the UK, South Africa, South East Asia and the Middle East. We feel privileged to be associated with PASMA and helping them to advance safety and standards in the mobile access tower industry



AFFIX is also a Manufacturing Member of The Ladder Association and the member category is "Manufacturer; Supplier". We feel privileged to be associated with The Ladder Association and helping to progress safety and best practice step by step. As a member of the association, AFFIX is not only supposed to demonstrate compliance with ladder safety standards but we are also expected to provide inputs into the creation of those standards.



AFFIX is ISO 9001:2015 certified. These quality management standards, maintained by the International Organization of Standardization(ISO), provides a number of business process requirements for consistent product manufacturing and delivery to meet customer's expectations.





AFFIX

Finland

Affix Scaffolding Europe Oy

✉ info@affixscaffolding.eu

🌐 www.affixscaffolding.eu

India

Affix Scaffolding India Pvt Ltd.

✉ info@affixscaffold.com

🌐 www.affixscaffold.com

Estonia

Affixscaffolding Europe Ou

✉ info@affixscaffolding.eu

🌐 www.affixscaffolding.eu

Qatar

Affix Scaffolding WLL

✉ info@affixscaffolding.com

🌐 www.affixscaffolding.com

Saudi Arabia

Affix Gulf Scaffolding Manufacturing LLC

✉ info@affixksa.com

🌐 www.affixksa.com

To know more

